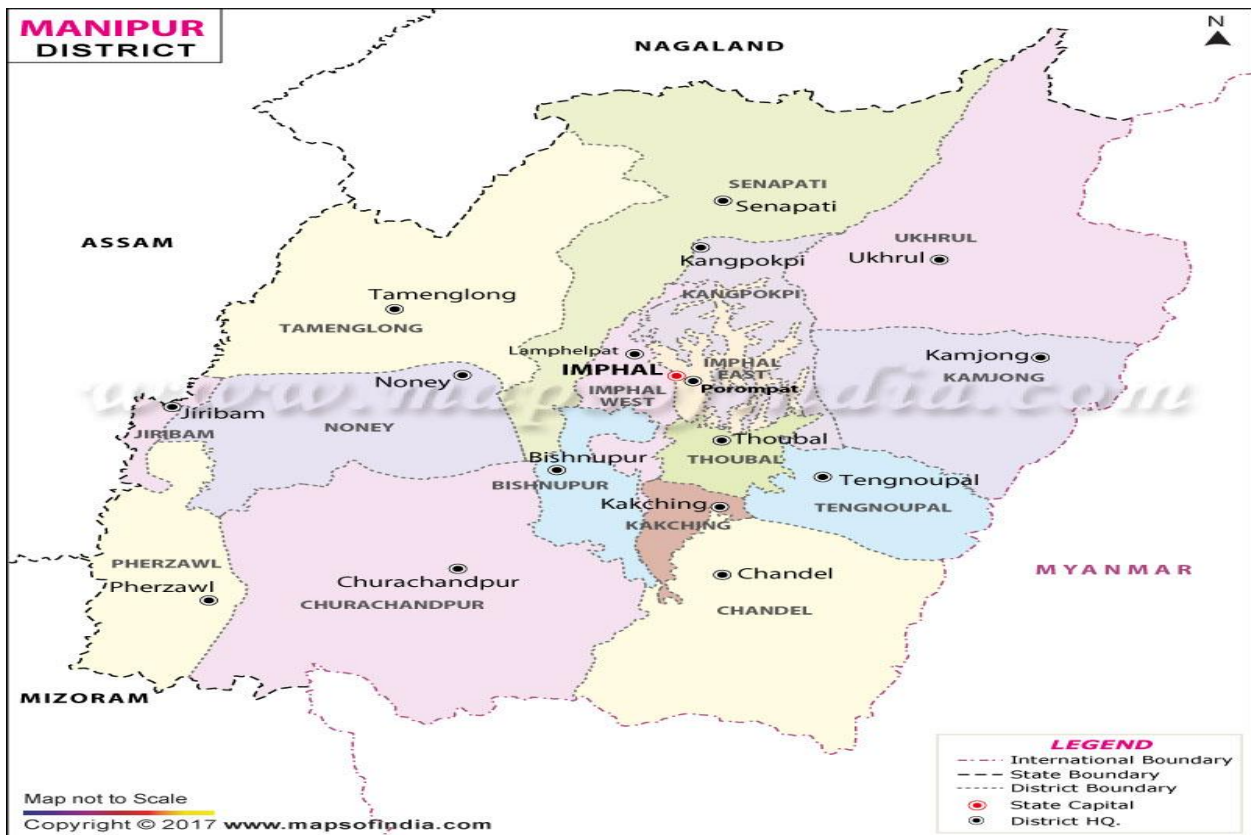


MANIPUR STATE PROFILE

The word Manipur is derived from two words, “Mani” meaning ‘Jewel’ and “Pur” meaning “City or Place”. Pandit Jawaharlal Nehru called Manipur the ‘Jewel of India’ while Lord Irwin described it as the Switzerland of India’. It is bounded by Nagaland to the north, Mizoram to the south, and Assam to the west, Myanmar (Sagaing Region and Chin State) lies to its east. The state covers an area of 22,327 square kilometres (8,621 sq miles) and as per Census 2011, it has a population of 28.56 Lakhs. The rural and urban population is 70.79% and 29.21%, respectively. Sex Ratio in Manipur is 985 i.e. for each 1000 male. Manipur has been at the crossroads of Asian economic and cultural exchange for more than 2,500 years. It has long connected the Indian subcontinent to Southeast Asia, China (or East Asia), Siberia, Micronesia and Polynesia, enabling migration of people, cultures, and religions.

Districts of Manipur



1. Bishnupur	5. Imphal West	9. Kangpokpi	13. Tamenglong
2. Chandel	6. Jiribam	10. Noney	14. Tengnoupal
3. Churachandpur	7. Kakching	11. Phozawl	15. Thoubal
4. Imphal East	8. Kamjong	12. Senapati	16. Ukhrul

Manipur State

Selected Economic Indicators.

Sl. No.	Items	Ref. Year	Unit	Particulars
1.	Geographical Area	2011 Census	'000 Sq. Km.	22.327
2.	Population	2011 Census	Lakh No.	28.56
3.	Density	-do-	Persons per Sq. Km.	121
4.	Sex Ratio	-do-	Females per '000 Males	987
5.	Percentage of Urban Population to the total population	-do-	Percentage	43
6.	Average Annual Exponential Growth Rate	2001-2011	-do-	1.86%
7.	Population Below Poverty Line (As per Planning Commission estimates)	1999-2000	-do-	28.54%
8.	Literacy rate : (i) Persons (ii) Male (iii) Female	2011 Census	-do-	i) 79.85% ii) 85.48% iii) 77.15%
9.	Gross State Domestic Product (GSDP) at factor cost : (i) At current prices (ii) At constant (1993-94) prices	2004-05 to 2010-2011 (Q) -do-	Rs. in crore -do-	9198.14 7184.09
10.	Net State Domestic Product (NSDP) at factor cost (i) At current prices (ii) At constant (1993-94) prices	-do- -do-	-do- -do-	8228.31 6548.20
11.	Per Capita NSDP (i) At current prices (ii) At constant (1993-94) prices	2003-2004	Rupees -do-	29684 23298
12.	Index of Agricultural Production (Base: Triennium ending 1981-82=100)	2002-2003 (P)	-	3325
13.	Total cropped area	1999-2000	Lakh hectare	1,65,787
14.	Net area sown	-do-	-do-	1,55,232
15.	Index of Industrial Production (Base : 1993-94=100)	2002-2003 (P)	-	502
16.	Post office per lakh population	2017 (December)	No.	25.75
17.	Avg. Population per Bank Branch	2022 (March)	Nos.	10,942
18.	Employment on organised sector	2002 (P)	'000 Nos.	80
19.	(i) Public Sector	-do-	-do-	70
20.	(ii) Private Sector	-do-	-do-	10

District-wise Population, Sex-ratio, Density etc (As per 2011 Census).

Sl. No.	DISTRICT	Population	Sex Ratio per '000 males	Density per Sq. Km.	Scheduled Caste			Scheduled Tribe		
					Total	Male	Female	Total	Male	Female
1	KAKCHING	4,20,517	998	708	33,969	16,640	17,329	4,274	2,200	2,074
2.	THOUBAL									
3	TENGNOUNPAL	1,44,028	981	36	210	107	103	1,08,779	54,692	54,087
4.	CHANDEL									
5	PHERZAWL	2,71,274	944	50	205	179	26	2,12,482	1,07,002	1,05,480
6.	CHURACHANDPUR									
7	KANGPOKPI	3,54,972	935	87	238	143	95	1,22,791	61,785	61,006
8.	SENAPATI									
9.	IMPHAL WEST	5,14,683	1004	856	13,276	6,646	6,630	21,118	10,478	10,640
10	JIRIBAM	4,52,661	991	557	10,409	5,374	5,035	24,712	12,382	12330
11.	IMPHAL EAST									
12.	BISHNUPUR	2,40,363	993	420	1,727	842	885	6,143	3,064	3,079
13	NONEY	1,40,143	922	25	3	X	3	1,06,349	54,020	52,329
14.	TAMENGLONG									
15	KAMJONG	1,83,115	916	31	210	X	X	1,34,493	68,696	65,797
16.	UKHRUL									
TOTAL		28,55,794	8684	2770	60,247	29,931	30,106	56,247	2,67,317	2,61,342

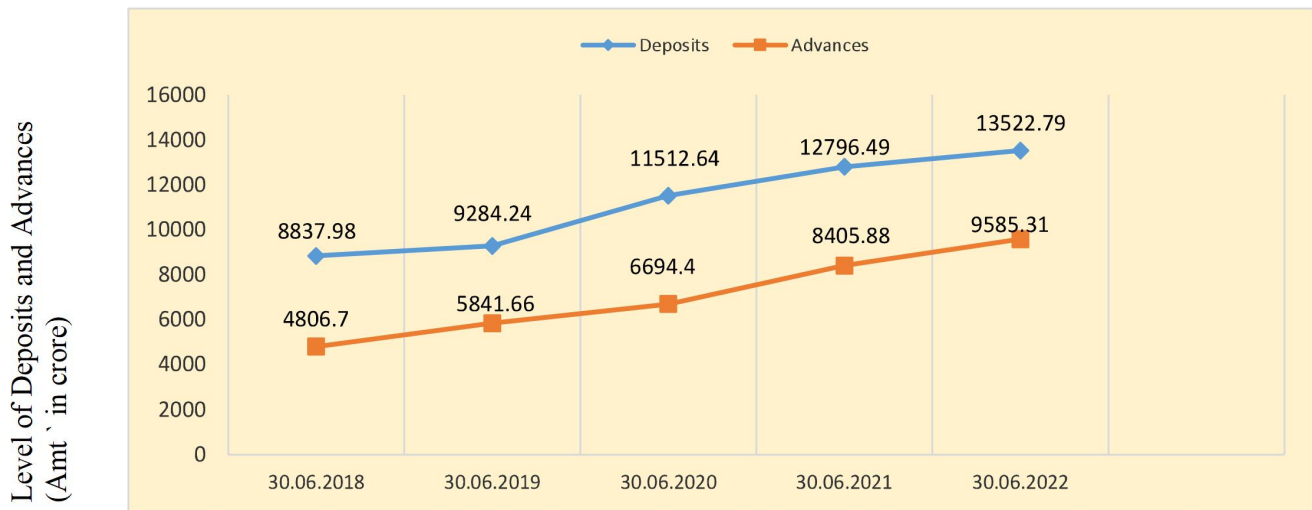
**** Information collected from respective state Govt. website...**

MANIPUR STATE: ACHIEVEMENT VERSUS NATIONAL NORMS

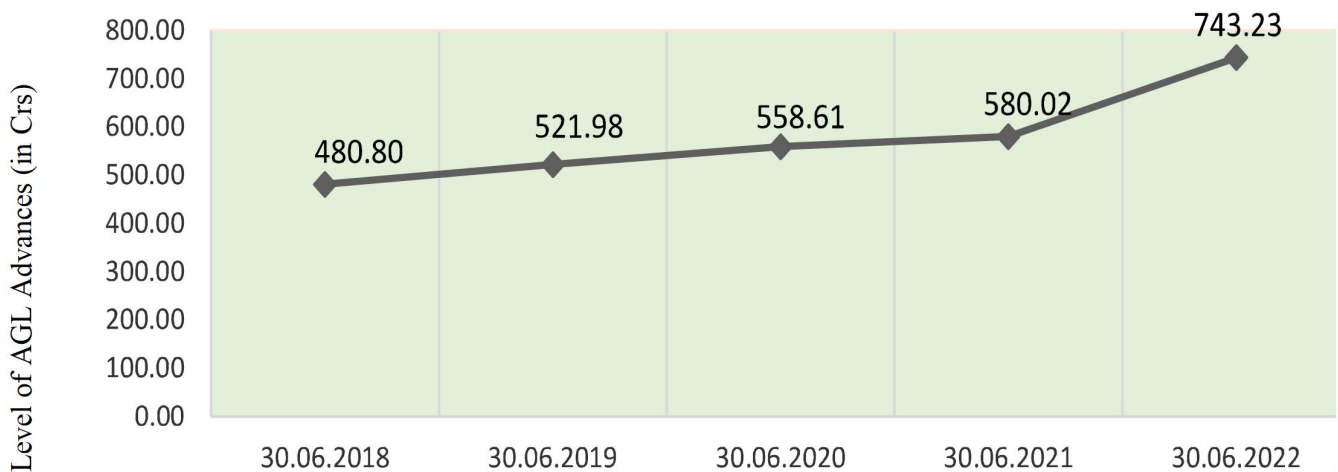
As on 30.06.2022

PARAMETERS	NATIONAL NORMS (%)	State Position (%)
C D RATIO	60	71
CREDIT + INV. : DEPOSIT RATIO	60	77.87
PRI. SECTOR ADV. TO TOTAL ADV.	40	31.46
AGL. ADV. TO TOTAL ADV.	18	7.75

Chart Level of Deposits and Credits in the state during the last five years



Level of AGL Advances in the state during the last five years



Details of Banking Profile for the FY (2022-23) as on 30-06-2022

Profile	(Amount in Lakhs)					
	Public. Bank	Pvt. Bank	RRBs	Co-op Banks	NEDFi/RIDF	Total
Branch Network	151	50	26	13	0	240
Aggregate Deposit(D)	987999.51	278396.34	40724.24	45158.44	0.00	1352278.53
Total Advances inc. Credit Utilize	734192.03	183917.54	22979.34	17442.33	0.00	958531.24
CD Ratio (CDR2)	74.31	66.06	56.43	38.62	0.00	70.88
Priority Sector (PS) Advances	202029.04	62705.11	21616.07	15208.92	0.00	301559.14
% to Total Advances	27.52	34.09	94.07	87.2	0	31.46
Adv. to Agriculture (PS)	37180.17	17634.77	9116.37	10392.43	0	74323.74
% to Total Advances	5.06%	9.59%	39.67%	59.58%	0.00%	7.75%
Adv. to MSME Sector (PS)	100280.66	27462.18	11353.78	3072.09	0	142168.71
% to Total Advances	13.66%	14.93%	49.41%	17.61%	0.00%	14.83%
Adv. to Other Priority Sector (PS)	64568.21	17608.16	1145.92	1744.4	0	85066.69
% to Total Advances	8.79%	9.57%	4.99%	10.00%	0.00%	8.87%

**AGENDA NOTE OF MANIPUR SLBC MEETING FOR
THE QUARTER ENDING JUNE, 2022**

Agenda 1: Adoption of minutes of the last SLBC meeting held on 25.08.2022

The minutes of the SLBC meeting for the 70th SLBC meeting held on 25th August 2022 has been circulated to all the members. Since no request for amendment has been received, the house may adopt the said minutes.

Agenda 2: Action Taken Report of the 70th SLBC meeting held on 25.08.2022

Action Point	Action Taken Report/ Remarks
<p>2. Opening of RSETIs in all 9 Districts</p>	<p>The present progress of opening of RSETIs in Manipur in remaining districts are as under:</p> <p>Kakching District (Allotted Bank-PNB):</p> <p>RSETI Kakching has been inaugurated and has become operational. Inaugural Batch training started on 10th February 2022.</p> <p>Bishnupur District (Allotted Bank-PNB): Bank has given approval for opening of RSETI at Bishnupur and has sought permission to Ministry of Rural Development which is still pending. Temporary building is finalized however major renovation will be required(PNB to appraise the house).</p> <p>Imphal East District (Allotted Bank-PNB):</p> <p>Land yet to be allocated by District Administration. Temporary building was initially planned at Ladies Hostel, DIC campus, Imphal East. As this building requires renovation, DC-I/E then suggested that a covid hospital at Kiyamgei may be used for the purpose of RSETI as a temporary set up.(District Administration and PNB to appraise the house).</p> <p>Tamenglong District (Allotted Bank-PNB):</p> <p>Permanent site identified at Tamenglong Collage, New Campus. Temporary building allocated at District Mini Secretariate Campus. However, it was Highlighted by concerned bank that, they have written a letter to Ministry of Rural Development, Government of India seeking permission to open RSETI in Tamenglong. Till date there is</p>

no reply from MoRD. However, it was clarified that, Minutes of SLBC suffice the opening of RSETI in a District. **(PNB to appraise the house).**

Senapati District (Allotted Bank-SBI):Land for permanent site has been allocated. A temporary building has been allocated opposite to the Deputy Commissioner's office. The building has been inspected by MSRLM. However, the building, which is a big Hall may not be feasible to commence RSETI. Temporary building needs to be renovated. SBI also informed that the process of appointment of the Director and support staff is in process. **(MSRLM to appraise the house with the latest updates).**

Chandel District (Allotted Bank-SBI):Land allocation process for the permanent site is in process. MSRLM and SBI have inspected the temporary building allotted at DC Complex. The building needs massive renovation. SBI informed that the process of appointment of the Director and support staff is in process.**(MSRLM to appraise the house with the latest updates).**

Ukhrul District (Allotted Bank-SBI):

Land for the permanent campus has been identified. A building within the Mini Secretariat has been allocated for the temporary functioning of the RSETI. The building has been inspected by MSRLM. Building needs renovation.

SBI has taken up with their corporate office informing the decision adopted by SLBC.**(AGM, SBI, Imphal to appraise the house with the latest updates).**

Imphal West District (Allotted Bank-SBI):

Land for the permanent site is not yet identified. Building for temporary functioning has been identified at Takyel Industrial Estate, the building required renovation. Appointment of Director has been confirmed by the AGM SBI. **(MSRLM& SBI to appraise the house with the latest updates).**

<p>3. Review of Deposits, advances and CD ratio</p> <p>The over-all CD ratio of the state improved to 71% as at the end of the June 2022 Quarter.</p> <p>All banks with CD ratio below 40% were advised to improve their performance by the next quarter. Further all banks with CD ratio below 60% were also advised to achieve the national benchmark of 60 %.</p>	<p>The overall CD ratio has improved to 71% .</p> <p>Although CD Ratio has improved to 71 % as a whole in the State of Manipur during the quarter ended June, 2022 but still there are 10 banks with CD Ratio between 40-60% i.e. BOB,CBI, IOB, PNB, P&SB, Union Bank, IDBI, NESFB, MRB & AXIS BANK and 3 Bank i.e. YES Bank,BOM,MSCB have CD ratio below 40 %.</p>
---	--

Agenda 3: Review of Deposit, Advances and CD Ratio

a) Deposit, Advances and CD Ratio in the last three Financial Years for Manipur:

FY	Deposits	Advances	CD Ratio	(Amt in Crores)	
				YOY Growth in Advance	
				Value	%
June 2022	13522.79	9585.31	71	1179.43	14
June 2021	12800.18	8405.88	66	1711.48	26
June-2020	11512.64	6694.40	58	852.74	15

****The National bench-mark for CD Ratio is 60%.**

b) The CD Ratio performance of the Banks in Manipur as on 30.06.2022:

CD Ratio	No of Banks	Name of Banks
Below 40%	3	BOM, Yes Bank, MSCB
40- 60%	10	BOB, CBI, IOB, PNB, PSB, UNION Bank, IDBI, NESFB, MRB, Axis Bank,
Above 60%	9	BOI, CANARA, INDIAN Bank, SBI, UCO Bank, BANDHAN Bank, HDFC, ICICI, INDUSIND.

Agenda 4: Review of Credit Disbursement

a) ACP performance during the FY 2022-23 (i.e 1st Apr 2022-30st June, 2022)

Sector-wise Summary under ACP

(Amt in Rs.Crores)

Sector	FY 2022-2023 June Quarter					Growth	Cumulative 30.06.2021	Growth
	Target	Achieved	Achievement %	Cumulative 30.06.2022	Cumulative 31.03.2022			
Agri Sector	492.72	128.21	26.02%	743.24	762.32	-19.08	617.39	125.85
MSME	632.95	258.29	40.81%	1421.69	1673.24	-251.55	1178.51	243.18
Other Priority Sector	268.27	46.67	17.40%	850.67	1009.87	-159.20	723.50	127.17
Total Priority	1393.94	433.17	31.05%	3015.6	3445.43	-429.83	2519.4	496.2
Non Priority	514.87	1029.6	199.97%	6553.81	10206.47	-3652.66	5675.91	877.9
Grand Total	1908.81	1462.77	76.63%	9569.41	13651.90	-4082.49	8195.31	1374.1

(b) Priority Sector lending Outstanding as on 30.06.2022 (Amt in Rs.Crores)

Sector	As on June 2021	As on Mar 2022	As on June 2022	Growth in June 2022. over March 2022		% to Total Advances
				Amount	%	
Agri	817.44	1071.37	743.26	-328.11	-30.63	7.75
MSME	1178.51	1673.24	1421.69	-251.55	-15.03	14.83
Services/ Other Priority Sector	723.50	1009.86	850.67	-159.19	-15.76	8.87
Total PSA	2719.45	3754.47	3015.62	-738.85	-19.68	31.46

Priority sector advances stood at **31.46** % of the total advances as on 30st June, 2022

(c) PM-SVANidhi Yojana as on 30.06.2022.

(Amt in Rs. Crores)

Target No.	Sanctioned No.	Sanctioned Amt.	Disbursed No.	Disbursed Amt.	No. Of Application sanctioned but Pending for disbursement.
13000	9022	90.22	8692	86.92	2211

Agenda 5: SPECIAL FOCUS ON REVIEW OF FINANCIAL INCLUSION INITIATIVES, EXPANSION OF BANKING NETWORK, FINANCIAL LITERACY, SOCIAL SECURITY SCHEMES AND DIGITISATION:

(a) Roadmap for providing banking services – villages with population below 2000:

The Progress of provision of banking services through banking outlets/ CSPs in villages of the State as on 30.06.2022 is as under: Out of **2252** villages there are still **25** uncovered villages as under:

Sl. no	Name of the Banks	Uncovered Villages	
		As on March 2022	As on June 2022
1	State Bank of India	11	11
2	Central Bank of India	Nil	Nil
3	Punjab National Bank	Nil	Nil
4	UCO Bank	Nil	Nil
3	HDFC Bank Ltd.	14	14
4	ICICI bank Ltd.	Nil	Nil
7	Manipur Rural Bank	Nil	Nil
Total		25	25

(b) Status of Financial Literacy Camps (FLCs) during FY 2022-23.

During the FY 2022-23	No. of FLCs
June 2022 Qtr	145
2022-23	145

All Banks are requested to comply with the RBI instructions of ensuring conduct of one FLC meeting by each rural branch on a monthly basis.

(c) DFS Inadequately Uncovered villages:

HDFC Bank, ICICI Bank and State Bank of India have still not covered and updated in the Jan Dhan Darshak App of 3 remaining DFS uncovered villages allotted to them as discussed and minutised in the SLBC meeting held on 05/04/2022 for the quarter ended Dec., 2021.

(HDFC Bank, ICICI Bank & State Bank of India to appraise the house)

d) Performance under Social Security Scheme in the State of Manipur:

Sl No.	Account Type	Cumulative Numbers			
		As on June'20	As on June'21	As on June'22	YoY Growth in enrollments during FY 2022-23
1	PMJDY	9,87,097	10,04,387	10,33,849	29,462
2	PMJJBY	62,562	63,403	1,17,499	54,096
3	PMSBY	1,77,671	1,88,803	2,86,017	97,214
4	APY	13,600	14,513	26,308	11,795

Agenda 6: Aspirational District (AD) Programme, Manipur: Status as on 31.03.2022

Sl no	Dist.	Social Security Schemes (in cumulative nos.)							
		PMJDY		PMJJBY		PMSBY		APY	
		As on 31st Mar'22	As on 30 th June 2022	As on 31st Mar'22	As on 30 th June 2022	As on 31st Mar'22	As on 30 th June 2022	As on 31st Mar'22	As on 30 th June 2022
1	Chandel	32462	32718	5562	6711	11828	13938	125	136

Sl no	Dist.	CD Ratio		ACP Achieved During the FY(2021-22) (in Rs. Crs)		O/S Amount in Rs Crore.					
		As on 31st Mar'22	As on 30 th June 2022	Upto 31st March, 2022	Upto 30 th June 2022	KCC		PMEGP		MUDRA	
						As on 31st Mar'22	Upto 30 th June 2022	As on 31st Mar'22	Upto 30 th June 2022	As on 31st Mar'22	Upto 30 th June 2022
1	Chandel	136	137	4.99	19.31	1.34	0.94	4.46	4.07	5.74	2.08

Agenda 7: Opening of Bank Branches at Unbanked Blocks, Unbanked Urban Local Bodies, and CBS-enabled banking outlets at the Unbanked Rural Centres.

SLBC Sub-Committee meeting on un-banked blocks, un-banked urban centres, Financial Inclusion, Digitalization and Financial Literacy were held on 30.05.2022 under the Chairmanship of the Chief Secretary, Govt. of Manipur. The sub-committee reviewed in detail the progress of opening bank branches in un-banked blocks/un-banked ULBs. Approved minutes of the meeting have been circulated to all members of the committee. Member Banks /Dept. have been advised to submit their action taken reports. The sub-committee decided to take up the opening of branch at Pherzawl in the upcoming SLBC.

The present status is as under:

i) Unbanked Blocks

UNBANKED BLOCKS	NO. OF BANKED BLOCKS	NO. OF UNBANKED BLOCKS
27 (Old)	15	12
11 (New)	0	11

ii) Unbanked Urban Local Bodies

TOTAL UNBANKED URBAN LOCAL BODIES (ULBs)	NO. OF BANK ULBs	NO. OF UNBANK ULBs
11	2	9

Agenda 8:

(i) 100% Digitalization of Kakching District (as on March 2022).

Digital Coverage for Individuals (Savings Accounts).

Total no. of eligible Operative SB Accounts.	Total no. of eligible Operative SB Accounts covered digital coverage with atleast one of the facilities –Debit/RuPay cards/ Net Banking/ Mobile Banking	% of Eligible Operative Accounts digitally covered (with at least one of the facilities) out of total Operative Savings Accounts
94567	94525	99.96%

Digital Coverage for Business (Currents Accounts) Kakching District

Total no. of eligible Operative Current Accounts.	Total no. of eligible Operative Current Accounts covered digital coverage with atleast one of the facilities – Debit/RuPay cards/ Net Banking/ Mobile Banking/ UPI/ USSD/AEPS et.c	% of Eligible Operative Accounts digitally covered (with at least one of the facilities) out of total Operative Current/ Business Accounts
2441	2439	99.92%

(ii) 100% Digitalization of Noney District (as on March 2022).

Digital Coverage for Individuals (Savings Accounts).

Total no. of eligible Operative SB Accounts.	Total no. of eligible Operative SB Accounts covered digital coverage with atleast one of the facilities –Debit/RuPay cards/ Net Banking/ Mobile Banking	% of Eligible Operative Accounts digitally covered (with at least one of the facilities) out of total Operative Savings Accounts
19453	19291	98.92%

Digital Coverage for Business (Currents Accounts) Noney District.

Total no. of eligible Operative Current Accounts.	Total no. of eligible Operative Current Accounts covered digital coverage with atleast one of the facilities – Debit/RuPay cards/ Net Banking/ Mobile Banking/ UPI/ USSD/AEPS et.c	% of Eligible Operative Accounts digitally covered (with at least one of the facilities) out of total Operative Current/ Business Accounts
93	73	78.00%

Agenda 9: Government Sponsored loans as on 30.06.2022

(Amt in Crore)

GSS	As on 30.06.2022						As on 31.03.2022				Growth in NPA over March 2022
	Disb.		Outstanding		O/S NPA		Outstanding		O/S NPA		
	No.	Amt	No.	Amt	No.	Amt	No.	Amt	No.	Amt	
PMEGP	288	10.5357	6468	158.1867	2827	57.8283	6601	156.649	2731	54.7384	3.0899
MUDRA	10929	107.9248	31584	463.6092	9707	105.3744	26035	345.0648	8062	74.948	30.4264
NULM	22	0.4053	206	1.7794	96	0.2499	182	1.2861	96	0.2313	0.0186
NRLM	515	4.7532	1941	18.1995	159	1.1502	1620	15.3888	205	0.6132	0.537
SHG	360	5.0643	3405	31.6309	727	3.4239	3508	32.8402	787	3.7946	-0.3707
SUI	70	7.0069	153	20.855	26	3.622	200	25.8179	33	5.1532	-1.5312
Total	12184	135.6902	43757	694.2607	13542	171.6487	38146	577.0468	11914	139.4787	32.17

Agenda 10: Recovery Act of Manipur 2003-Bakijai cases how to implement in Manipur.

Agenda 11: CLSS component of PMAY (U)

MAHUD to apprise the house:

- (i) Selection of the eligible applicants for CLSS from the demand survey.
- (ii) Providing the CLSS benefit to already existing home loanees.

Agenda 12: SRLM Pending Claims

Regarding settlement of pending claims of **Rs. 55.54 lakhs** pertaining to reimbursement of training expenses of RSETI Churachandpur. **(SRLM to appraise the house)**

Agenda 13: Miscellaneous Agenda: If any, with the permission of the Chair.

Bankwise Branch Network Report of Manipur as on date 30-06-2022

Sl No.	Bank Name	Branch			Total Branch	ATM			Total ATM	Out Of Total CSP, Fixed Point	Out Of Total CSP, Other CSP	Total CSP
		Rural	Semi-Urban	Urban		Rural	Semi-Urban	Urban				
1	BOB	9	0	8	17	4	0	14	18	28	0	28
2	BOI	1	3	1	5	1	3	4	8	6	0	7
3	BOM	0	0	1	1	0	0	0	0	1	0	0
4	CAN	3	2	2	7	1	2	2	5	2	0	2
5	CBI	5	2	2	9	3	2	1	6	0	17	17
6	IND	2	2	1	5	0	2	0	2	3	0	10
7	IOB	1	1	1	3	0	1	2	3	3	0	3
8	IPPB	0	8	1	9	0	0	0	0	394	0	394
9	PNB	6	8	7	21	7	9	14	30	129	0	129
10	PSB	3	1	1	5	3	1	1	5	0	0	0
11	SBI	34	12	9	55	47	39	155	241	141	29	170
12	UCO	6	4	3	13	6	4	2	12	10	0	10
13	UNI	0	0	1	1	0	0	2	2	1	0	1
Pub	Total	70	43	38	151	72	63	197	332	718	46	771
1	APBL	0	0	0	0	0	0	0	0	1776	149	1925
2	AXIS	2	5	4	11	3	5	12	20	6	0	6
3	BAND	3	3	2	8	0	0	1	1	0	0	0
4	HDFC	4	3	5	12	4	5	9	18	89	5	94
5	ICICI	4	1	4	9	3	1	7	11	0	0	15
6	IDBI	1	0	1	2	1	0	2	3	0	0	0
7	INDUS	2	0	2	4	1	0	2	3	0	0	0
8	NESFB	1	0	2	3	0	0	0	0	0	0	0
9	YES	0	0	1	1	0	0	1	1	0	0	0
Priv	Total	17	12	21	50	12	11	34	57	1871	154	2040
1	MRB	15	10	1	26	0	0	0	0	45	0	45
RRB	Total	15	10	1	26	0	0	0	0	45	0	45
1	MSCB	6	6	1	13	6	5	4	15	0	0	0
Grand	Total	108	71	61	240	90	79	235	404	2634	200	2856

District wise Branch Network Report of Manipur as on date 30-06-2022

Sl No.	District Name	Branch			Total Branch	ATM			Total ATM	Out Of Total CSP, Fixed Point CSP	Out Of Total CSP, Other CSP	Total CSP
		Rural	Semi-Urban	Urban		Rural	Semi-Urban	Urban				
1	BISHNUPUR	8	12	1	21	4	10	6	20	256	14	280
2	CHANDEL	2	2	8	12	4	0	0	4	46	3	49
3	CHURACHANDPUR	13	3	0	16	30	1	1	32	176	34	210
4	IMPHALEAST	24	4	7	35	13	1	10	24	455	39	495
5	IMPHALWEST	8	15	45	68	6	5	218	229	820	23	846
6	JIRIBAM	4	1	0	5	1	1	0	2	44	16	60
7	KAKCHING	2	8	0	10	0	13	0	13	154	11	167
8	KAMJONG	2	0	0	2	1	0	0	1	11	0	11
9	KANGPOKPI	8	0	0	8	7	0	0	7	50	0	51
10	NONEY	4	0	0	4	1	0	0	1	18	0	18
11	PHERZAWL	2	0	0	2	0	0	0	0	14	1	15
12	SENAPATI	13	1	0	14	17	1	0	18	39	8	48
13	TAMENGLONG	1	5	0	6	0	3	0	3	35	2	37
14	TENGNUPAL	3	4	0	7	2	5	0	7	24	6	30
15	THOUBAL	10	12	0	22	2	33	0	35	397	34	432
16	UKHRUL	4	4	0	8	2	6	0	8	95	9	107
Grand Total		108	71	61	240	90	79	235	404	2634	200	2856

Bank Wise Business and Credit Deposit Ratio of Manipur as on date 30-06-2022											CDR1 31-03-2022	Increase /Decrease QTQ	CDR1 30-06-2021	Increase /Decrease QoQ
(Amount in Rs.Lakhs)														
Sl No.	Bank Name	Deposit Amount (D)	Advances Amount (A)	Credit Utilize (CU)	Total Credit (TC=A+CU)	CDR1	CDR2	Investment Amount (I)	TC + I	CDR3	CDR1	CDR1	CDR1	CDR1
1	BOB	107195.53	59034.00	0.00	59034.00	55.07	55.07	0.00	59034.00	55.07	53.88	1.19	50.88	4.19
2	BOI	12048.00	17472.00	0.00	17472.00	145.02	145.02	0.00	17472.00	145.02	136.92	8.10	118.32	26.70
3	BOM	9406.00	50.99	0.00	50.99	0.54	0.54	0.00	50.99	0.54	37.48	-36.94		0.54
4	CAN	17714.78	11205.72	0.00	11205.72	63.26	63.26	0.00	11205.72	63.26	74.17	-10.91	77.46	-14.20
5	CBI	19766.48	10008.41	0.00	10008.41	50.63	50.63	0.00	10008.41	50.63	50.26	0.37	41.85	8.78
6	IND	16426.01	11232.26	0.00	11232.26	68.38	68.38	0.00	11232.26	68.38	68.52	-0.14	61.99	6.39
7	IOB	13175.39	7824.29	0.00	7824.29	59.39	59.39	0.00	7824.29	59.39	56.72	2.67	43.62	15.77
8	PNB	180318.54	94265.09	0.00	94265.09	52.28	52.28	0.00	94265.09	52.28	50.12	2.16	50.15	2.13
9	PSB	17015.00	8256.00	0.00	8256.00	48.52	48.52	0.00	8256.00	48.52	50.68	-2.16	59.52	-11.00
10	SBI	558703.98	485279.22	0.00	485279.22	86.86	86.86	58500.00	543779.22	97.33	77.82	9.04	68.65	18.21
11	UCO	30871.27	26527.64	0.00	26527.64	85.93	85.93	0.00	26527.64	85.93	83.24	2.69	80.38	5.55
12	UNI	5358.53	3036.41	0.00	3036.41	56.66	56.66	364.80	3401.21	63.47	57.03	-0.37	39.20	17.46
Pub	Total	987999.51	734192.03	0.00	734192.03	74.31	74.31	58864.80	793056.83	80.27	69.32	4.99	63.79	10.52
1	AXIS	91005.84	42145.66	0.00	42145.66	46.31	46.31	0.00	42145.66	46.31	53.00	-6.69	95.77	-49.46
2	BAND	8957.66	9205.88	0.00	9205.88	102.77	102.77	0.00	9205.88	102.77	111.00	-8.23	132.35	-29.58
3	HDFC	85541.32	70423.70	0.00	70423.70	82.33	82.33	0.00	70423.70	82.33	74.55	7.78	67.04	15.29
4	ICICI	69682.36	48944.50	0.00	48944.50	70.24	70.24	0.00	48944.50	70.24	55.07	15.17	41.25	28.99
5	IDBI	12638.97	7209.60	0.00	7209.60	57.04	57.04	0.00	7209.60	57.04	47.63	9.41	54.00	3.04
6	INDUS	4218.25	3198.73	0.00	3198.73	75.83	75.83	0.00	3198.73	75.83	82.76	-6.93	206.96	-131.13
7	NESFB	4408.94	2200.47	0.00	2200.47	49.91	49.91	0.00	2200.47	49.91	44.76	5.15	53.28	-3.37
8	YES	1943.00	589.00	0.00	589.00	30.31	30.31	0.00	589.00	30.31	4.11	26.20	25.57	4.74
Priv	Total	278396.34	183917.54	0.00	183917.54	66.06	66.06	0.00	183917.54	66.06	58.86	7.20	70.38	-4.32
1	MRB	40724.24	22979.34	0.00	22979.34	56.43	56.43	0.00	22979.34	56.43	51.33	5.10	54.50	1.93
RRB	Total	40724.24	22979.34	0.00	22979.34	56.43	56.43	0.00	22979.34	56.43	51.33	5.10	54.50	1.93
1	MSCB	45158.44	17442.33	0.00	17442.33	38.62	38.62	35620.68	53063.01	117.50	24.92	13.70	36.54	2.08
Grand	Total	1352278.53	958531.24	0.00	958531.24	70.88	70.88	94485.48	1053016.72	77.87	68.60	2.28	66.62	4.26

**District wise Position of DEPOSITS, ADVANCES , CD RATIO Report of Manipur as on date
30-06-2022 (Excluding NEDFi,RIDF & Credit Utilize figures)**

(Amount in Rs. Lakhs)

Sl No.	District Name	Deposit	Advances	Jun 2022 CDR	Mar 2022 CDR	Increase/ Decrease	Jun 2021 CDR	Increase/ Decrease
1	BISHNUPUR	33688.29	84234.86	250.04	235.11	14.93	122.99	127.05
2	CHANDEL	11936.46	16390.88	137.32	135.57	1.75	117.98	19.34
3	CHURACHANDPUR	93010.12	76648.68	82.41	76.59	5.82	61.99	20.42
4	IMPHALEAST	156527.14	101772.21	65.02	59.97	5.05	47.31	17.71
5	IMPHALWEST	854811.93	479353.87	56.08	50.35	5.73	61.06	-4.98
6	JIRIBAM	9291.59	3781.67	40.7	43.36	-2.66	39.13	1.57
7	KAKCHING	16130.26	27175.61	168.48	165.92	2.56	144.34	24.14
8	KAMJONG	817.53	1452.58	177.68	173.01	4.67	191.84	-14.16
9	KANGPOKPI	23061.6	25865.8	112.16	111.66	0.5	79.47	32.69
10	NONEY	7819.68	3484.47	44.56	85.92	-41.36	100.88	-56.32
11	PHERZAWL	116.34	1074.84	923.88	1203.4	-279.52	993.96	-70.08
12	SENAPATI	48516.97	37959.1	78.24	81.59	-3.35	70.91	7.33
13	TAMENGLONG	14510.39	4788.6	33	29.39	3.61	28.26	4.74
14	TENGNOUNPAL	12049.25	15799.67	131.13	127.1	4.03	108.91	22.22
15	THOUBAL	44810.18	64565.32	144.09	133.6	10.49	121.48	22.61
16	UKHRUL	25180.8	14183.08	56.32	53.56	2.76	39.46	16.86
Grand	Total	1352278.53	958531.24	70.88	64.72	6.16	63.93	6.95

Bank-wise ACP (Priority Sector) OUTSTANDING Report of Manipur as on date 30-06-2022
(Amount in Rs. Lakhs)

Sl No.	Bank Name	As on 30.06.2022								As on 31.03.2022							
		Total Agri (PS) O/S		Total MSME (PS) O/S		Total Other PS O/S		Total PS O/S		Total Agri (PS) O/S		Total MSME (PS) O/S		Total Other PS O/S		Total PS O/S	
		No.	Amt.	No.	Amt.	No.	Amt.	No.	Amt.	No.	Amt.	No.	Amt.	No.	Amt.	No.	Amt.
1	BOB	4575	8446.65	3827	18423.14	3399	13967.57	11801	40837.36	4280	7320.53	3808	17838.13	3032	10611.61	11120	35770.27
2	BOI	3027	5425.78	1658	4054.51	342	4987.01	5027	14467.3	2320	4698.36	1596	3893.57	223	2679.15	4139	11271.08
3	BOM	0	0	326	2795	136	534	462	3329	4	85	236	2144	292	640.84	532	2869.84
4	CAN	890	1305.87	1657	4124.12	194	1192.09	2741	6622.08	837	1200.74	1674	4149.01	199	1203.4	2710	6553.15
5	CBI	879	1266.98	2025	6081.28	86	577.93	2990	7926.19	869	1298.29	2067	6186.65	96	694.3	3032	8179.24
6	IND	571	720.08	1315	4621.21	121	1472.12	2007	6813.41	573	717.22	1298	4325.91	113	1367.18	1984	6410.31
7	IOB	58	123.79	205	1579.09	115	976.64	378	2679.52	127	202.04	564	2161.38	161	1204.34	852	3567.76
8	PNB	12000	11111.9	6321	15615.94	1545	11993.55	19866	38721.39	12083	11062.23	6578	15680.1	1613	12281.64	20274	39023.97
9	PSB	95	200.56	812	2958.52	168	1799.16	1075	4958.24	92	175.24	924	2764.62	169	1740.31	1185	4680.17
10	SBI	4289	6107.85	8867	33670	1902	20497.07	15058	60274.92	8168	10224.05	17728	62927.08	3876	41890.98	29772	115042.1
11	UCO	2024	2470.71	4193	6350.58	692	6571.04	6909	15392.33	1893	2195.49	3909	5835.82	645	5725.82	6447	13757.13
12	UNI	1	0	9	7.27	2	0.03	12	7.3	21	75.78	175	384.81	14	119.44	210	580.03
Pub	Total	28409	37180.17	31215	100280.66	8702	64568.21	68326	202029	31267	39254.97	40557	128291.08	10433	80159.01	82257	247705.1
1	AXIS	3529	6612.14	59	5190.63	3517	8833.77	7105	20636.54	6220	10400	41	4248.11	3443	8641.01	9704	23289.12
2	BAND	1252	471.12	0	0	15322	6042.41	16574	6513.53	1496	606.95	17	9.95	15690	6644.87	17203	7261.77
3	HDFC	1062	1498.53	11674	12300.31	3287	1388.02	16023	15186.86	966	1415.53	10180	11773.72	3919	1494.24	15065	14683.49
4	ICICI	4608	8589.46	195	5702.93	34	517.23	4837	14809.62	4491	8062.46	181	4521.86	32	490.87	4704	13075.19
5	IDBI	287	360.35	291	1980.81	95	826.73	673	3167.89	286	347.95	301	1926.54	94	821.89	681	3096.38
6	INDUS	0	0	39	281.74	0	0	39	281.74	0	0	44	334.21	0	0	44	334.21
7	NESFB	155	103.17	4965	1945.29	0	0	5120	2048.46	156	98.03	5276	1792.85	0	0	5432	1890.88
8	YES	0	0	1	60.47	0	0	1	60.47	0	0	1	60.41	0	0	1	60.41
Priv	Total	10893	17634.77	17224	27462.18	22255	17608.16	50372	62705.11	13615	20930.92	16041	24667.65	23178	18092.88	52834	63691.45
1	MRB	15632	9116.37	13275	11353.78	141	1145.92	29048	21616.07	15406	8846.78	25680	11457.4	122	1046.37	41208	21350.55
RRB	Total	15632	9116.37	13275	11353.78	141	1145.92	29048	21616.07	15406	8846.78	25680	11457.4	122	1046.37	41208	21350.55
1	MSCB	4720	10392.43	1844	3072.09	1322	1744.4	7886	15208.92	4544	7199.77	1690	2908.22	1299	1688.32	7533	11796.31
Co-op	Total	4720	10392.43	1844	3072.09	1322	1744.4	7886	15208.92	4544	7199.77	1690	2908.22	1299	1688.32	7533	11796.31
Banks	Total	59654	74323.74	63558	142168.71	32420	85066.69	155632	301559.1	64832	76232.44	83968	167324.35	35032	100986.6	183832	344543.4
1	RIDF	0	0	0	0	0	0	0	0	0	30905.38	0	0	0	0	0	30905.38
Grand	Total	59654	74323.74	63558	142168.71	32420	85066.69	155632	301559.1	64832	107137.8	83968	167324.35	35032	100986.6	183832	375448.8

District-wise ACP (Priority Sector) OUTSTANDING Report of Manipur as on date 30-06-2022 (Excluding RIDF & NEDFi)

(Amount in Rs. Lakhs)

Sl No.	District Name	As on 30.06.2022								As on 31.03.2022							
		Total Agri (PS) O/S		Total MSME (PS) O/S		Total Other PS O/S		Total PS O/S		Total Agri (PS) O/S		Total MSME (PS) O/S		Total Other PS O/S		Total PS O/S	
		No.	Amt.	No.	Amt.	No.	Amt.	No.	Amt.	No.	Amt.	No.	Amt.	No.	Amt.	No.	Amt.
1	BISHNUPUR	11786	13443.19	4936	9284.45	3353	6077.24	20075	28804.88	12022	13361.28	5716	8849.96	3509	7656.77	21247	29868.01
2	CHANDEL	213	180.86	556	581.7	78	725.06	847	1487.62	257	199.49	877	982.13	120	1167.99	1254	2349.61
3	CHURACHANDPUR	4129	4267.05	2618	7328.94	1003	6468.77	7750	18064.76	5340	5027.94	3219	8582.37	1140	8000.93	9699	21611.24
4	IMPHALEAST	6499	6259.94	14357	17664.49	6134	11055.37	26990	34979.8	6630	6859.28	27386	18878.59	6344	11293.83	40360	37031.7
5	IMPHALWEST	21224	33872.13	23937	82100.22	9839	43918.07	55000	159890.4	21261	31854.01	27802	100309.5	11042	51084.5	60105	183248
6	JIRIBAM	477	190.59	114	123.74	2779	1199.25	3370	1513.58	519	240.85	126	124.7	2842	1400.5	3487	1766.05
7	KAKCHING	2355	2459.55	2712	4198.12	3092	3647.45	8159	10305.12	2594	2761.4	3515	5713.43	3161	4554.21	9270	13029.04
8	KAMJONG	9	5.62	74	88.36	0	0	83	93.98	4	3.92	160	174.78	0	0	164	178.7
9	KANGPOKPI	1121	873.02	887	4523.94	539	2520.12	2547	7917.08	1363	1064.22	1137	5026.54	579	3144.59	3079	9235.35
10	NONEY	496	406.41	381	375.73	1	6.27	878	788.41	509	411.39	459	495.41	2	12.94	970	919.74
11	PHERZAWL	7	6.18	15	21.64	0	0	22	27.82	9	8.12	27	42.97	0	0	36	51.09
12	SENAPATI	2079	1643.53	1966	4134.92	213	2299.55	4258	8078	3317	2343.74	2547	5550.22	389	4311.67	6253	12205.63
13	TAMENGLONG	256	180.21	715	843.17	15	91.16	986	1114.54	248	166.67	754	895.87	14	90.14	1016	1152.68
14	TENGNOUNPAL	589	711.98	1180	1324.89	166	791.4	1935	2828.27	1086	1156.55	1311	1329.19	205	1363.75	2602	3849.49
15	THOUBAL	7652	8899.38	8038	7991.35	4985	5987.41	20675	22878.14	8889	9783.09	7771	8589.76	5451	6509.55	22111	24882.4
16	UKHRUL	762	924.1	1072	1583.05	223	279.57	2057	2786.72	784	990.49	1161	1778.9	234	395.21	2179	3164.6
Grand Total		59654	74323.74	63558	142168.71	32420	85066.69	155632	301559.1	64832	76232.44	83968	167324.4	35032	100986.6	183832	344543.4

**Segregation of Advances in Manipur as on date 30-06-2022
(Amount in Rs. Lakhs)**

Sl No.	BankName	Priority Sector Advance	Non Priority Sector Advance	Total Advance	Weaker Sector Advance	PSA to Tot. Adv (%)	WSA to PSA (%)	WSA to Tot. Adv (%)
1	BOB	40837.36	18197	59034	17369.26	69.18	42.53	29.42
2	BOI	14467.3	3005	17472	6260.05	82.8	43.27	35.83
3	BOM	3329	-3278	50.99	3.6	6528.73	0.11	7.06
4	CAN	6622.08	4584	11205.72	8402.37	59.1	126.88	74.98
5	CBI	7926.19	2082	10008.41	12756.91	79.2	160.95	127.46
6	IND	6813.41	4419	11232.26	1354.62	60.66	19.88	12.06
7	IOB	2679.52	5145	7824.29	1453.59	34.25	54.25	18.58
8	PNB	38721.39	55544	94265.09	28711.77	41.08	74.15	30.46
9	PSB	4958.24	3298	8256	1502.27	60.06	30.3	18.2
10	SBI	60274.92	425004	485279.22	27797.49	12.42	46.12	5.73
11	UCO	15392.33	11135	26527.64	6927.23	58.02	45	26.11
12	UNI	7.3	3029	3036.41	1731.57	0.24	23720.14	57.03
Pub	Total	202029.04	532164	734192.03	114270.73	27.52	56.56	15.56
1	AXIS	20636.54	21509	42145.66	7086.59	48.96	34.34	16.81
2	BAND	6513.53	2692	9205.88	8203.75	70.75	125.95	89.11
3	HDFC	15186.86	55237	70423.7	3974.7	21.56	26.17	5.64
4	ICICI	14809.62	34135	48944.5	930	30.26	6.28	1.9
5	IDBI	3167.89	4042	7209.6	1483.97	43.94	46.84	20.58
6	INDUS	281.74	2917	3198.73	76.65	8.81	27.21	2.4
7	NESFB	2048.46	152	2200.47	567.73	93.09	27.71	25.8
8	YES	60.47	529	589	120	10.27	198.45	20.37
Priv	Total	62705.11	121213	183917.54	22443.39	34.09	35.79	12.2
1	MRB	21616.07	1363	22979.34	21068.15	94.07	97.47	91.68
RRB	Total	21616.07	1363	22979.34	21068.15	94.07	97.47	91.68
1	MSCB	15208.92	2233	17442.33	7320.58	87.2	48.13	41.97
All Banks	Total	301559.14	656973	958531.24	165102.85	31.46	54.75	17.22
Grand	Total	301559.14	656973	958531.24	165102.85	31.46	54.75	17.22

**Bankwise Progress under Agri (PS) Outstanding Report of Manipur as on date 30-06-2022
(Amount in Rs. Lakhs)**

Sl No.	Bank Name	Farm Credit Crop		Farm Credit Term Loan		Agri Infra No Agri Infra		Ancillary		As on 30.06.2022		As on 31.03.2022	
		No.	Amt	No.	Amt	No.	Amt	No.	Amt	Agri Total O/S		Agri Total O/S	
										No.	Amt	No.	Amt
1	BOB	1865	5574.72	2551	2071.86	3	17.26	156	782.81	4575	8446.65	4280	7320.53
2	BOI	2718	4715.99	0	0	0	0	309	709.79	3027	5425.78	2320	4698.36
3	BOM	0	0	0	0	0	0	0	0	0	0	4	85
4	CAN	375	309.12	473	932.01	4	1.76	38	62.98	890	1305.87	837	1200.74
5	CBI	479	223.47	240	556.26	0	0	160	487.25	879	1266.98	869	1298.29
6	IND	455	341.36	18	164.69	1	0.39	97	213.64	571	720.08	573	717.22
7	IOB	11	18.62	17	41.71	0	0	30	63.46	58	123.79	127	202.04
8	PNB	10336	6266.26	1304	1426.03	17	2447.84	343	971.77	12000	11111.9	12083	11062.23
9	PSB	29	59.61	66	140.95	0	0	0	0	95	200.56	92	175.24
10	SBI	4119	4650.66	152	421.82	0	0	18	1035.37	4289	6107.85	8168	10224.05
11	UCO	1574	1489.4	442	912.8	1	8.02	7	60.49	2024	2470.71	1893	2195.49
12	UNI	1	0	0	0	0	0	0	0	1	0	21	75.78
Pub	Total	21962	23649.21	5263	6668.13	26	2475.27	1158	4387.56	28409	37180.17	31267	39254.97
1	AXIS	0	0	3529	6612.14	0	0	0	0	3529	6612.14	6220	10400
2	BAND	0	0	516	214.07	0	0	736	257.05	1252	471.12	1496	606.95
3	HDFC	209	834.66	852	662.97	1	0.9	0	0	1062	1498.53	966	1415.53
4	ICICI	4246	8276.27	362	313.19	0	0	0	0	4608	8589.46	4491	8062.46
5	IDBI	110	126.09	162	137.52	0	0	15	96.74	287	360.35	286	347.95
6	INDUS	0	0	0	0	0	0	0	0	0	0	0	0
7	NESFB	9	1.55	76	64.43	0	0	70	37.19	155	103.17	156	98.03
8	YES	0	0	0	0	0	0	0	0	0	0	0	0
Priv	Total	4574	9238.57	5497	8004.32	1	0.9	821	390.98	10893	17634.77	13615	20930.92
1	MRB	10414	4175.5	2853	3963.51	47	54.62	2318	922.74	15632	9116.37	15406	8846.78
RRB	Total	10414	4175.5	2853	3963.51	47	54.62	2318	922.74	15632	9116.37	15406	8846.78
1	MSCB	1022	445.91	3696	4946.52	0	0	2	5000	4720	10392.43	4544	7199.77
Banks	Total	37972	37509.19	17309	23582.48	74	2530.79	4299	10701.28	59654	74323.74	64832	76232.44

Districtwise Progress under Agri (PS) OUTSTANDING Report of Manipur as on date 30-06-2022 (Excluding RIDF)

(Amount in Rs.Lakhs)

Sl No.	District Name	Farm Credit Crop		Farm Credit Term Loan		Agri Infra		Ancillary		As on 30.06.2022		As on 30.06.2021	
		No.	Amt.	No.	Amt.	No.	Amt.	No.	Amt.	Agri Total O/S		Agri Total O/S	
										No.	Amt.	No.	Amt.
1	BISHNUPUR	8739	9348.78	2620	3882.91	4	17.3	423	194.2	11786	13443.19	12022	13361.28
2	CHANDEL	202	147.16	11	33.7	0	0	0	0	213	180.86	257	199.49
3	CHURACHANDPUR	2568	2599.45	1472	1576.71	0	0	89	90.89	4129	4267.05	5340	5027.94
4	IMPHALEAST	3042	1984.36	2234	3019.96	16	10.89	1207	1244.73	6499	6259.94	6630	6859.28
5	IMPHALWEST	14818	16242.38	4928	7127.86	30	2476.89	1448	8025	21224	33872.13	21261	31854.01
6	JIRIBAM	57	19.23	159	85.63	0	0	261	85.73	477	190.59	519	240.85
7	KAKCHING	1027	837.91	1105	1402.03	8	4.76	215	214.85	2355	2459.55	2594	2761.4
8	KAMJONG	9	5.62	0	0	0	0	0	0	9	5.62	4	3.92
9	KANGPOKPI	823	617.72	285	197.26	1	0.39	12	57.65	1121	873.02	1363	1064.22
10	NONEY	161	94.1	300	252.9	0	0	35	59.41	496	406.41	509	411.39
11	PHERZAWL	7	6.18	0	0	0	0	0	0	7	6.18	9	8.12
12	SENAPATI	1845	1248.07	126	230.04	1	1.42	107	164	2079	1643.53	3317	2343.74
13	TAMENGLONG	101	67.25	123	79.59	1	0.04	31	33.33	256	180.21	248	166.67
14	TENGNUPAL	291	278.92	291	425.25	0	0	7	7.81	589	711.98	1086	1156.55
15	THOUBAL	3812	3515.7	3412	4913.85	12	11.08	416	458.75	7652	8899.38	8889	9783.09
16	UKHRUL	470	496.36	243	354.79	1	8.02	48	64.93	762	924.1	784	990.49
Grand Total		37972	37509.19	17309	23582.48	74	2530.79	4299	10701.28	59654	74323.74	64832	76232.44

Bankwise Progress under MSME (PS) Outstanding Report of Manipur as on date 30-06-2022

(Amount in Rs. Lakhs)

												As on 30.06.2022		As on 31.03.2022	
Sl No.	Bank Name	Micro		Small		Medium		Other MSME		MSME Total O/S		MSME Total O/S			
		No.	Amt.	No.	Amt.	No.	Amt.	No.	Amt.	No.	Amt.				
												3808	17838.13		
1	BOB	3806	16488.05	17	1695.7	4	239.39	0	0	3827	18423.14	1596	3893.57		
2	BOI	1654	3716.01	4	338.5	0	0	0	0	1658	4054.51	236	2144		
3	BOM	141	223	125	616	6	1723	54	233	326	2795	1674	4149.01		
4	CAN	1543	3463.66	70	462.8	5	10.21	39	187.45	1657	4124.12	2067	6186.65		
5	CBI	1959	4514.64	65	1536.43	1	30.21	0	0	2025	6081.28	1298	4325.91		
6	IND	1257	3064.72	57	1459.46	1	97.03	0	0	1315	4621.21	564	2161.38		
7	IOB	202	1039.32	2	139.77	1	400	0	0	205	1579.09	6578	15680.1		
8	PNB	4988	10265.42	1318	5171.94	15	178.58	0	0	6321	15615.94	924	2764.62		
9	PSB	801	2829.46	10	118.03	1	11.03	0	0	812	2958.52	17728	62927.08		
10	SBI	8237	20960.75	506	11083.36	3	569.64	121	1056.25	8867	33670	3909	5835.82		
11	UCO	3946	4506.84	217	1778.99	0	0	30	64.75	4193	6350.58	175	384.81		
12	UNI	9	7.27	0	0	0	0	0	0	9	7.27	40557	128291.1		
Pub	Total	28543	71079.14	2391	24400.98	37	3259.09	244	1541.45	31215	100280.7	41	4248.11		
1	AXIS	0	0	0	0	59	5190.63	0	0	59	5190.63	17	9.95		
2	BAND	0	0	0	0	0	0	0	0	0	0	10180	11773.72		
3	HDFC	11122	7873.55	534	4337.57	18	89.19	0	0	11674	12300.31	181	4521.86		
4	ICICI	157	3245.79	37	2396.15	1	60.99	0	0	195	5702.93	301	1926.54		
5	IDBI	281	1793.39	3	144.67	0	0	7	42.75	291	1980.81	44	334.21		
6	INDUS	17	140.21	22	141.53	0	0	0	0	39	281.74	5276	1792.85		
7	NESFB	3680	957.49	0	0	0	0	1285	987.8	4965	1945.29	1	60.41		
8	YES	0	0	1	60.47	0	0	0	0	1	60.47	16041	24667.65		
Priv	Total	15257	14010.43	597	7080.39	78	5340.81	1292	1030.55	17224	27462.18	25680	11457.4		
1	MRB	13275	11353.78	0	0	0	0	0	0	13275	11353.78	25680	11457.4		
RRB	Total	13275	11353.78	0	0	0	0	0	0	13275	11353.78	1690	2908.22		
1	MSCB	1844	3072.09	0	0	0	0	0	0	1844	3072.09	83968	167324.4		
Banks	Total	58919	99515.44	2988	31481.37	115	8599.9	1536	2572	63558	142168.7	83968	167324.4		

Districtwise Progress under MSME (PS) OUTSTANDING Report of Manipur as on date 30-06-2022

(Amount in Rs.Lakhs)

Sl No.	District Name									As on 30.06.2022		As on 31.03.2022	
		Micro		Small		Medium		Other MSME		MSME Total O/S		MSME Total O/S	
		No.	Amt.	No.	Amt.	No.	Amt.	No.	Amt.	No.	Amt.	No.	Amt.
1	BISHNUPUR	4747	6681.9	162	2456.95	4	112.19	23	33.41	4936	9284.45	5716	8849.96
2	CHANDEL	553	566.54	3	15.16	0	0	0	0	556	581.7	877	982.13
3	CHURACHANDPUR	2428	6188.21	155	1033.14	1	0.36	34	107.23	2618	7328.94	3219	8582.37
4	IMPHALEAST	13855	14635.56	477	2772.7	14	236.71	11	19.52	14357	17664.49	27386	18878.59
5	IMPHALWEST	21195	49652.49	1252	22315.67	81	7924.49	1409	2207.57	23937	82100.22	27802	100309.5
6	JIRIBAM	75	96.19	39	27.55	0	0	0	0	114	123.74	126	124.7
7	KAKCHING	2351	3097.35	357	1008.93	2	84.52	2	7.32	2712	4198.12	3515	5713.43
8	KAMJONG	73	88.33	0	0	0	0	1	0.03	74	88.36	160	174.78
9	KANGPOKPI	859	4205.35	23	303.85	0	0	5	14.74	887	4523.94	1137	5026.54
10	NONEY	374	362.35	0	0	0	0	7	13.38	381	375.73	459	495.41
11	PHERZAWL	15	21.64	0	0	0	0	0	0	15	21.64	27	42.97
12	SENAPATI	1760	3272.53	173	731.32	0	0	33	131.07	1966	4134.92	2547	5550.22
13	TAMENGLONG	643	742.52	72	100.65	0	0	0	0	715	843.17	754	895.87
14	TENGNUPAL	1075	1237	99	78.43	0	0	6	9.46	1180	1324.89	1311	1329.19
15	THOUBAL	7925	7211.86	100	517.54	9	238.62	4	23.33	8038	7991.35	7771	8589.76
16	UKHRUL	991	1455.62	76	119.48	4	3.01	1	4.94	1072	1583.05	1161	1778.9
Grand Total		58919	99515.44	2988	31481.37	115	8599.9	1536	2572	63558	142168.7	83968	167324.4

Bankwise Progress under Other Priority Sector (OPS) OUTSTANDING Report of Manipur as on date 30-06-2022

(Amount in Rs. Lakhs)

														As on 30.06.2022		As on 31.03.2022	
Sl No.	Bank Name	Export		Education PS		Housing PS		Social Infra		Renewable		Other PS		OPS Total O/S		OPS Total O/S	
		No.	Amt.	No.	Amt.	No.	Amt.	No.	Amt.	No.	Amt.	No.	Amt.	No.	Amt.	No.	Amt.
1	BOB	0	0	285	3251.45	256	2838.63	1	0.37	0	0	2857	7877.12	3399	13967.57	3032	10611.61
2	BOI	0	0	18	56.53	324	4930.48	0	0	0	0	0	0	342	4987.01	223	2679.15
3	BOM	0	0	83	13	25	368	0	0	0	0	28	153	136	534	292	640.84
4	CAN	0	0	88	296.65	106	895.44	0	0	0	0	0	0	194	1192.09	199	1203.4
5	CBI	0	0	30	110.83	56	467.1	0	0	0	0	0	0	86	577.93	96	694.3
6	IND	0	0	31	168.6	88	1297.47	2	6.05	0	0	0	0	121	1472.12	113	1367.18
7	IOB	0	0	4	29.93	50	853.83	0	0	0	0	61	92.88	115	976.64	161	1204.34
8	PNB	0	0	155	564.16	1375	11426.84	0	0	0	0	15	2.55	1545	11993.55	1613	12281.64
9	PSB	0	0	14	71.27	154	1727.89	0	0	0	0	0	0	168	1799.16	169	1740.31
10	SBI	0	0	313	1275.7	1589	19221.37	0	0	0	0	0	0	1902	20497.07	3876	41890.98
11	UCO	0	0	27	132.53	493	5439.49	0	0	0	0	172	999.02	692	6571.04	645	5725.82
12	UNI	0	0	0	0	0	0	0	0	0	0	2	0.03	2	0.03	14	119.44
Pub	Total	0	0	1048	5970.65	4516	49466.54	3	6.42	0	0	3135	9124.6	8702	64568.21	10433	80159.01
1	AXIS	0	0	0	0	1515	2471.25	471	125.8	0	0	1531	6236.72	3517	8833.77	3443	8641.01
2	BAND	0	0	0	0	0	0	0	0	0	0	15322	6042.41	15322	6042.41	15690	6644.87
3	HDFC	0	0	1	4.14	1019	1158.66	0	0	0	0	2267	225.22	3287	1388.02	3919	1494.24
4	ICICI	0	0	3	46.39	29	469.94	0	0	0	0	2	0.9	34	517.23	32	490.87
5	IDBI	0	0	34	64.22	60	752.51	1	10	0	0	0	0	95	826.73	94	821.89
6	INDUS	0	0	0	0	0	0	0	0	0	0	0	0	0	0	0	0
7	NESFB	0	0	0	0	0	0	0	0	0	0	0	0	0	0	0	0
8	YES	0	0	0	0	0	0	0	0	0	0	0	0	0	0	0	0
Priv	Total	0	0	38	114.75	2623	4852.36	472	135.8	0	0	19122	12505.25	22255	17608.16	23178	18092.88
1	MRB	0	0	8	22.16	100	1026.21	6	85.81	0	0	27	11.74	141	1145.92	122	1046.37
RRB	Total	0	0	8	22.16	100	1026.21	6	85.81	0	0	27	11.74	141	1145.92	122	1046.37
1	MSCB	0	0	3	1.09	74	855.3	0	0	0	0	1245	888.01	1322	1744.4	1299	1688.32
Grand	Total	0	0	1097	6108.65	7313	56200.41	481	228.03	0	0	23529	22529.6	32420	85066.69	35032	100986.6

Districtwise Progress under Other Priority Sector (OPS) OUTSTANDING Report of Manipur as on date 30-06-2022

(Amount in Rs.Lakhs)

Sl No.	District Name													As on 30.06.2022		As on 31.03.2022	
		Export		Education PS		Housing PS		Social Infra		Renewable		Other PS		OPS Total O/S		OPS Total O/S	
		No.	Amt	No.	Amt	No.	Amt	No.	Amt	No.	Amt	No.	Amt	No.	Amt	No.	Amt
1	BISHNUPUR	0	0	27	148.36	532	4275.39	1	13.83	0	0	2793	1639.66	3353	6077.24	3509	7656.77
2	CHANDEL	0	0	7	21.04	65	667.82	0	0	0	0	6	36.2	78	725.06	120	1167.99
3	CHURACHANDPUR	0	0	106	650.04	422	4633.44	0	0	0	0	475	1185.29	1003	6468.77	1140	8000.93
4	IMPHALEAST	0	0	88	388.4	1488	8049.54	472	145.8	0	0	4086	2471.63	6134	11055.37	6344	11293.83
5	IMPHALWEST	0	0	702	4210.19	3742	27577.93	6	45.1	0	0	5389	12084.85	9839	43918.07	11042	51084.5
6	JIRIBAM	0	0	1	0.5	8	70.72	0	0	0	0	2770	1128.03	2779	1199.25	2842	1400.5
7	KAKCHING	0	0	42	84.84	262	2238.7	2	23.3	0	0	2786	1300.61	3092	3647.45	3161	4554.21
8	KAMJONG	0	0	0	0	0	0	0	0	0	0	0	0	0	0	0	0
9	KANGPOKPI	0	0	29	262.25	85	1108.21	0	0	0	0	425	1149.66	539	2520.12	579	3144.59
10	NONEY	0	0	1	6.27	0	0	0	0	0	0	0	0	1	6.27	2	12.94
11	PHERZAWL	0	0	0	0	0	0	0	0	0	0	0	0	0	0	0	0
12	SENAPATI	0	0	52	193.53	150	2083.3	0	0	0	0	11	22.72	213	2299.55	389	4311.67
13	TAMENGLONG	0	0	9	17.02	6	74.14	0	0	0	0	0	0	15	91.16	14	90.14
14	TENGNUPAL	0	0	2	4.61	48	654.8	0	0	0	0	116	131.99	166	791.4	205	1363.75
15	THOUBAL	0	0	25	104.94	493	4679.05	0	0	0	0	4467	1203.42	4985	5987.41	5451	6509.55
16	UKHRUL	0	0	6	16.66	12	87.37	0	0	0	0	205	175.54	223	279.57	234	395.21
Grand Total		0	0	1097	6108.65	7313	56200.41	481	228.03	0	0	23529	22529.6	32420	85066.69	35032	100986.6

Bank-wise ACP (Priority Sector) Agri OUTSTANDING & NPA Report of Manipur as on date 30-06-2022

Sl No.	BankName	As on 30.06.2022					As on 31.03.2022				
		Total Agri (PS) O/S		Tot Agri (PS) NPA		Agri NPA Amt %	Total Agri (PS) O/S		Tot Agri (PS) NPA		Agri NPA Amt %
		No.	Amt.	No.	Amt.	No.	Amt.	No.	Amt.	No.	Amt.
1	BOB	4575	8446.65	77	256.43	3.04	4280	7320.53	44	208.79	2.85
2	BOI	3027	5425.78	182	154.44	2.85	2320	4698.36	181	140.23	2.98
3	BOM	0	0	0	0		4	85	0	0	0
4	CAN	890	1305.87	281	210.94	16.15	837	1200.74	285	212.78	17.72
5	CBI	879	1266.98	506	641.89	50.66	869	1298.29	458	621.9	47.9
6	IND	571	720.08	91	121.19	16.83	573	717.22	141	168.13	23.44
7	IOB	58	123.79	15	28.89	23.34	127	202.04	63	83.04	41.1
8	PNB	12000	11111.9	10596	7280.84	65.52	12083	11062.23	10601	7273.69	65.75
9	PSB	95	200.56	398	462.87	230.79	92	175.24	48	81.74	46.64
10	SBI	4289	6107.85	1017	638.67	10.46	8168	10224.05	2195	1385.5	13.55
11	UCO	2024	2470.71	1604	828.18	33.52	1893	2195.49	714	829.18	37.77
12	UNI	1	0	1	0		21	75.78	0	0	0
Pub	Total	28409	37180.17	14768	10624.34	28.58	31267	39254.97	14730	11004.98	28.03
1	AXIS	3529	6612.14	0	0	0	6220	10400	1	0.36	0
2	BAND	1252	471.12	118	35.62	7.56	1496	606.95	157	51.39	8.47
3	HDFC	1062	1498.53	151	245.28	16.37	966	1415.53	183	200.18	14.14
4	ICICI	4608	8589.46	16	21.22	0.25	4491	8062.46	2	2.25	0.03
5	IDBI	287	360.35	1	0	0	286	347.95	1	0	0
6	INDUS	0	0	0	0		0	0	0	0	
7	NESFB	155	103.17	0	0	0	156	98.03	7	0.86	0.88
8	YES	0	0	0	0		0	0	0	0	
Priv	Total	10893	17634.77	286	302.12	1.71	13615	20930.92	351	255.04	1.22
1	MRB	15632	9116.37	1444	973.48	10.68	15406	8846.78	1441	919.63	10.4
RRB	Total	15632	9116.37	1444	973.48	10.68	15406	8846.78	1441	919.63	10.4
1	MSCB	4720	10392.43	2098	2080.29	20.02	4544	7199.77	2181	2083.98	28.95
Co-op	Total	4720	10392.43	2098	2080.29	20.02	4544	7199.77	2181	2083.98	28.95
Banks	Total	59654	74323.74	18596	13980.23	18.81	64832	76232.44	18703	14263.63	18.71
1	RIDF						0	30905.38	0	0	0
Grand	Total	59654	74323.74	18596	13980.23	18.81	64832	107137.8	18703	14263.63	13.31

+

**District-wise ACP (Priority Sector) Agri OUTSTANDING & NPA Report of Manipur as on date
30-06-2022 (Excluding RIDF & NEDFi)
(Amount in Rs. Lakhs)**

Sl No.	District Name	As on 30.06.2022					As on 31.03.2022				
		Total Agri (PS) O/S		Tot Agri (PS) NPA		Agri NPA	Total Agri (PS) O/S		Tot Agri (PS) NPA		Agri NPA
		No.	Amt.	No.	Amt.	Amt %	No.	Amt.	No.	Amt.	Amt %
1	BISHNUPUR	11786	13443.19	1196	921.29	6.85	12022	13361.28	1222	930.48	6.96
2	CHANDEL	213	180.86	90	75.15	41.55	257	199.49	75	83.23	41.72
3	CHURACHANDPUR	4129	4267.05	927	717.03	16.8	5340	5027.94	1343	942.25	18.74
4	IMPHALEAST	6499	6259.94	1586	1609.79	25.72	6630	6859.28	1466	1337.74	19.5
5	IMPHALWEST	21224	33872.13	10986	8343.2	24.63	21261	31854.01	10846	8187.15	25.7
6	JIRIBAM	477	190.59	53	23.44	12.3	519	240.85	67	31.84	13.22
7	KAKCHING	2355	2459.55	663	580.47	23.6	2594	2761.4	778	688.47	24.93
8	KAMJONG	9	5.62	0	0	0	4	3.92	0	0	0
9	KANGPOKPI	1121	873.02	198	129.64	14.85	1363	1064.22	334	171.61	16.13
10	NONEY	496	406.41	137	48.55	11.95	509	411.39	148	53.8	13.08
11	PHERZAWL	7	6.18	0	0	0	9	8.12	0	0	0
12	SENAPATI	2079	1643.53	1538	515.41	31.36	3317	2343.74	1129	739.16	31.54
13	TAMENGLONG	256	180.21	131	77.31	42.9	248	166.67	135	77.77	46.66
14	TENGNUPAL	589	711.98	68	35.13	4.93	1086	1156.55	108	45.28	3.92
15	THOUBAL	7652	8899.38	669	488.35	5.49	8889	9783.09	719	597.88	6.11
16	UKHRUL	762	924.1	354	415.47	44.96	784	990.49	333	376.97	38.06
	Grand Total	59654	74323.74	18596	13980.23	18.81	64832	76232.44	18703	14263.63	18.71

Bank-wise ACP (Priority Sector) MSME OUTSTANDING & NPA Report of Manipur as on date 30-06-2022

Sl No.	BankName	As on 30.06.2022					As on 31.03.2022				
		Total MSME (PS) O/S		Tot MSME (PS) NPA		MSME NPA Amt %	Total MSME (PS) O/S		Tot MSME (PS) NPA		MSME NPA Amt %
		No.	Amt.	No.	Amt.	No.	Amt.	No.	Amt.	No.	Amt.
1	BOB	3827	18423.14	673	1667.7	9.05	3808	17838.13	663	1544.99	8.66
2	BOI	1658	4054.51	187	407.11	10.04	1596	3893.57	331	513.05	13.18
3	BOM	326	2795	45	0	0	236	2144	33	38	1.77
4	CAN	1657	4124.12	556	1057.09	25.63	1674	4149.01	467	840.04	20.25
5	CBI	2025	6081.28	1218	2636.41	43.35	2067	6186.65	956	1965.39	31.77
6	IND	1315	4621.21	387	546.67	11.83	1298	4325.91	380	527.1	12.18
7	IOB	205	1579.09	27	56.88	3.6	564	2161.38	49	182	8.42
8	PNB	6321	15615.94	2909	5697.31	36.48	6578	15680.1	2863	5741.39	36.62
9	PSB	812	2958.52	332	378.12	12.78	924	2764.62	368	443.09	16.03
10	SBI	8867	33670	2677	3289.28	9.77	17728	62927.08	5134	7498.47	11.92
11	UCO	4193	6350.58	1324	1738.45	27.37	3909	5835.82	1316	1738.83	29.8
12	UNI	9	7.27	9	7.27	100	175	384.81	12	8.15	2.12
Pub	Total	31215	100280.7	10344	17482.29	17.43	40557	128291.1	12572	21040.5	16.4
1	AXIS	59	5190.63	3	200.96	3.87	41	4248.11	0	0	0
2	BAND	0	0	0	0		17	9.95	0	0	0
3	HDFC	11674	12300.31	1033	595.55	4.84	10180	11773.72	1991	696.4	5.91
4	ICICI	195	5702.93	19	440.16	7.72	181	4521.86	19	565.32	12.5
5	IDBI	291	1980.81	32	40.83	2.06	301	1926.54	30	40.32	2.09
6	INDUS	39	281.74	0	0	0	44	334.21	0	0	0
7	NESFB	4965	1945.29	132	29.97	1.54	5276	1792.85	442	40.86	2.28
8	YES	1	60.47	0	0	0	1	60.41	0	0	0
Priv	Total	17224	27462.18	1219	1307.47	4.76	16041	24667.65	2482	1342.9	5.44
1	MRB	13275	11353.78	4225	2793.51	24.6	25680	11457.4	4270	2835.79	24.75
RRB	Total	13275	11353.78	4225	2793.51	24.6	25680	11457.4	4270	2835.79	24.75
1	MSCB	1844	3072.09	1008	1396.92	45.47	1690	2908.22	686	772.85	26.57
Co-op	Total	1844	3072.09	1008	1396.92	45.47	1690	2908.22	686	772.85	26.57
Banks	Total	63558	142168.7	16796	22980.19	16.16	83968	167324.4	20010	25992.04	15.53
1	RIDF						0	0	0	0	0
Grand	Total	63558	142168.7	16796	22980.19	16.16	83968	167324.4	20010	25992.04	15.53

District-wise ACP (Priority Sector) MSME OUTSTANDING & NPA Report of Manipur as on date 30-06-2022 (Excluding RIDF & NEDFi)

(Amount in Rs. Lakhs)

Sl No.	District Name	As on 30.06.2022					As on 31.03.2022				
		Total MSME (PS)		Tot MSME (PS) NPA		MSME	Total MSME (PS)		Tot MSME (PS) NPA		MSME
		No.	Amt.	No.	Amt.	NPA Amt	No.	Amt.	No.	Amt.	NPA Amt
1	BISHNUPUR	4936	9284.45	1872	1699.32	18.3	5716	8849.96	2221	1931.86	21.83
2	CHANDEL	556	581.7	201	242.83	41.74	877	982.13	295	387.3	39.43
3	CHURACHANDPUR	2618	7328.94	742	1105.93	15.09	3219	8582.37	797	1289.33	15.02
4	IMPHALEAST	14357	17664.49	2537	3109.99	17.61	27386	18878.59	3335	2981.97	15.8
5	IMPHALWEST	23937	82100.22	6713	11478.93	13.98	27802	100309.5	7692	13286.3	13.25
6	JIRIBAM	114	123.74	38	25.65	20.73	126	124.7	41	26.56	21.3
7	KAKCHING	2712	4198.12	902	808.94	19.27	3515	5713.43	1113	995.39	17.42
8	KAMJONG	74	88.36	44	45.87	51.91	160	174.78	100	81.28	46.5
9	KANGPOKPI	887	4523.94	261	498.45	11.02	1137	5026.54	348	631.91	12.57
10	NONEY	381	375.73	158	128.47	34.19	459	495.41	197	189.47	38.25
11	PHERZAWL	15	21.64	6	10.17	47	27	42.97	11	18.31	42.61
12	SENAPATI	1966	4134.92	709	1078.3	26.08	2547	5550.22	1012	1483.41	26.73
13	TAMENGLONG	715	843.17	230	250.26	29.68	754	895.87	200	212.64	23.74
14	TENGNUUPAL	1180	1324.89	177	154.64	11.67	1311	1329.19	213	229.22	17.25
15	THOUBAL	8038	7991.35	1710	1633.23	20.44	7771	8589.76	1911	1567.26	18.25
16	UKHRUL	1072	1583.05	496	709.21	44.8	1161	1778.9	524	679.83	38.22
Grand Total		63558	142168.7	16796	22980.19	16.16	83968	167324.4	20010	25992.04	15.53

Bank-wise ACP (Priority Sector) Other Priority OUTSTANDING & NPA Report of Manipur as on date 30-06-2022

Sl No.	BankName	As on 30.06.2022					As on 31.03.2022				
		Total Other PS O/S		Tot Other (PS) NPA No.		OTHER(P S) NPA Amt %	Total Other PS O/S		Tot Other (PS) NPA		OTHER(P S) NPA Amt %
		No.	Amt.	No.	Amt.	No.	Amt.	No.	Amt.	No.	Amt.
1	BOB	3399	13967.57	30	148.99	1.07	3032	10611.61	33	158.4	1.49
2	BOI	342	4987.01	4	19.91	0.4	223	2679.15	3	12.64	0.47
3	BOM	136	534	2	10	1.87	292	640.84	0	0	0
4	CAN	194	1192.09	7	47.44	3.98	199	1203.4	6	39.92	3.32
5	CBI	86	577.93	33	121.99	21.11	96	694.3	34	126.53	18.22
6	IND	121	1472.12	2	14.59	0.99	113	1367.18	6	66.43	4.86
7	IOB	115	976.64	1	1.49	0.15	161	1204.34	1	1.49	0.12
8	PNB	1545	11993.55	112	423.93	3.53	1613	12281.64	122	444.3	3.62
9	PSB	168	1799.16	16	75.13	4.18	169	1740.31	16	69.15	3.97
10	SBI	1902	20497.07	17	69.01	0.34	3876	41890.98	32	112.55	0.27
11	UCO	692	6571.04	248	150.8	2.29	645	5725.82	248	150.8	2.63
12	UNI	2	0.03	2	0.03	100	14	119.44	2	0.03	0.03
Pub	Total	8702	64568.21	474	1083.31	1.68	10433	80159.01	503	1182.24	1.47
1	AXIS	3517	8833.77	60	52.81	0.6	3443	8641.01	12	19.84	0.23
2	BAND	15322	6042.41	422	98.14	1.62	15690	6644.87	498	133.4	2.01
3	HDFC	3287	1388.02	874	74.98	5.4	3919	1494.24	1197	129.94	8.7
4	ICICI	34	517.23	0	0	0	32	490.87	0	0	0
5	IDBI	95	826.73	0	0	0	94	821.89	0	0	0
6	INDUS	0	0	0	0		0	0	0	0	
7	NESFB	0	0	0	0		0	0	0	0	
8	YES	0	0	0	0		0	0	0	0	
Priv	Total	22255	17608.16	1356	225.93	1.28	23178	18092.88	1707	283.18	1.57
1	MRB	141	1145.92	18	64.47	5.63	122	1046.37	6	32.55	3.11
RRB	Total	141	1145.92	18	64.47	5.63	122	1046.37	6	32.55	3.11
1	MSCB	1322	1744.4	460	280.83	16.1	1299	1688.32	484	459.56	27.22
Co-op	Total	1322	1744.4	460	280.83	16.1	1299	1688.32	484	459.56	27.22
Banks	Total	32420	85066.69	2308	1654.54	1.94	35032	100986.6	2700	1957.53	1.94
1	RIDF						0	0	0	0	0
Grand	Total	32420	85066.69	2308	1654.54	1.94	35032	100986.6	2700	1957.53	1.94

**District-wise ACP (Priority Sector) Other Priority OUTSTANDING & NPA Report of Manipur
as on date 30-06-2022 (Excluding RIDF & NEDFi)**

(Amount in Rs. Lakhs)

Sl No.	District Name	As on 30.06.2022					As on 31.03.2022				
		Total Other PS O/S		Tot Other (PS) NPA		OTHER(P S) NPA	Total Other PS O/S		Tot Other (PS) NPA		OTHER(P S) NPA
		No.	Amt.	No.	Amt.		No.	Amt.	No.	Amt.	
1	BISHNUPUR	3353	6077.24	280	141.14	2.32	3509	7656.77	244	159.37	2.08
2	CHANDEL	78	725.06	7	6.6	0.91	120	1167.99	10	11.77	1.01
3	CHURACHANDPUR	1003	6468.77	105	57.68	0.89	1140	8000.93	104	62.49	0.78
4	IMPHALEAST	6134	11055.37	261	310.46	2.81	6344	11293.83	340	300.24	2.66
5	IMPHALWEST	9839	43918.07	341	763.21	1.74	11042	51084.5	490	982.96	1.92
6	JIRIBAM	2779	1199.25	83	19.33	1.61	2842	1400.5	91	26.17	1.87
7	KAKCHING	3092	3647.45	198	90.6	2.48	3161	4554.21	185	126.19	2.77
8	KAMJONG	0	0	0	0		0	0	0	0	
9	KANGPOKPI	539	2520.12	8	39.31	1.56	579	3144.59	5	30.18	0.96
10	NONEY	1	6.27	0	0	0	2	12.94	0	0	0
11	PHERZAWL	0	0	0	0		0	0	0	0	
12	SENAPATI	213	2299.55	65	49.47	2.15	389	4311.67	67	52.7	1.22
13	TAMENGLONG	15	91.16	0	0	0	14	90.14	0	0	0
14	TENGNUUPAL	166	791.4	3	4.26	0.54	205	1363.75	6	7.29	0.53
15	THOUBAL	4985	5987.41	891	143.49	2.4	5451	6509.55	1113	170.51	2.62
16	UKHRUL	223	279.57	66	28.99	10.37	234	395.21	45	27.66	7
Grand Total		32420	85066.69	2308	1654.54	1.94	35032	100986.6	2700	1957.53	1.94

Bank-wise ACP (Priority Sector) Total Priority OUTSTANDING & NPA Report of Manipur as on date 30-06-2022

Sl No.	BankName	As on 30.06.2022					As on 31.03.2022				
		Total PS O/S		Total PSA NPA		TOTAL PSA NPA Amt %	Total PS O/S		Total PSA NPA		TOTAL PSA NPA Amt %
		No.	Amt.	No.	Amt.	No.	Amt.	No.	Amt.	No.	Amt.
1	BOB	11801	40837.36	780	2073.12	5.08	11120	35770.27	740	1912.18	5.35
2	BOI	5027	14467.3	373	581.46	4.02	4139	11271.08	515	665.92	5.91
3	BOM	462	3329	47	10	0.3	532	2869.84	33	38	1.32
4	CAN	2741	6622.08	844	1315.47	19.86	2710	6553.15	758	1092.74	16.68
5	CBI	2990	7926.19	1757	3400.29	42.9	3032	8179.24	1448	2713.82	33.18
6	IND	2007	6813.41	480	682.45	10.02	1984	6410.31	527	761.66	11.88
7	IOB	378	2679.52	43	87.26	3.26	852	3567.76	113	266.53	7.47
8	PNB	19866	38721.39	13617	13402.08	34.61	20274	39023.97	13586	13459.38	34.49
9	PSB	1075	4958.24	746	916.12	18.48	1185	4680.17	432	593.98	12.69
10	SBI	15058	60274.92	3711	3996.96	6.63	29772	115042.1	7361	8996.52	7.82
11	UCO	6909	15392.33	3176	2717.43	17.65	6447	13757.13	2278	2718.81	19.76
12	UNI	12	7.3	12	7.3	100	210	580.03	14	8.18	1.41
Pub	Total	68326	202029	25586	29189.94	14.45	82257	247705.1	27805	33227.72	13.41
1	AXIS	7105	20636.54	63	253.77	1.23	9704	23289.12	13	20.2	0.09
2	BAND	16574	6513.53	540	133.76	2.05	17203	7261.77	655	184.79	2.54
3	HDFC	16023	15186.86	2058	915.81	6.03	15065	14683.49	3371	1026.52	6.99
4	ICICI	4837	14809.62	35	461.38	3.12	4704	13075.19	21	567.57	4.34
5	IDBI	673	3167.89	33	40.83	1.29	681	3096.38	31	40.32	1.3
6	INDUS	39	281.74	0	0	0	44	334.21	0	0	0
7	NESFB	5120	2048.46	132	29.97	1.46	5432	1890.88	449	41.72	2.21
8	YES	1	60.47	0	0	0	1	60.41	0	0	0
Priv	Total	50372	62705.11	2861	1835.52	2.93	52834	63691.45	4540	1881.12	2.95
1	MRB	29048	21616.07	5687	3831.46	17.73	41208	21350.55	5717	3787.97	17.74
RRB	Total	29048	21616.07	5687	3831.46	17.73	41208	21350.55	5717	3787.97	17.74
1	MSCB	7886	15208.92	3566	3758.04	24.71	7533	11796.31	3351	3316.39	28.11
Co-op	Total	7886	15208.92	3566	3758.04	24.71	7533	11796.31	3351	3316.39	28.11
Banks	Total	155632	301559.1	37700	38614.96	12.81	183832	344543.4	41413	42213.2	12.25
1	RIDF						0	30905.38	0	0	0
Grand	Total	155632	301559.1	37700	38614.96	12.81	183832	375448.8	41413	42213.2	11.24

**District-wise ACP (Priority Sector) Total Priority OUTSTANDING & NPA Report of Manipur as
on date 30-06-2022 (Excluding RIDF & NEDFi)
(Amount in Rs. Lakhs)**

Sl No.	District Name	As on 30.06.2022					As on 31.03.2022				
		Total PS O/S		Total PSA NPA		TOTAL PSA NPA	Total PS O/S		Total PSA NPA		TOTAL PSA NPA
		No.	Amt.	No.	Amt.		No.	Amt.	No.	Amt.	
1	BISHNUPUR	20075	28804.88	3348	2761.75	9.59	21247	29868.01	3687	3021.71	10.12
2	CHANDEL	847	1487.62	298	324.58	21.82	1254	2349.61	380	482.3	20.53
3	CHURACHANDPUR	7750	18064.76	1774	1880.64	10.41	9699	21611.24	2244	2294.07	10.62
4	IMPHALEAST	26990	34979.8	4384	5030.24	14.38	40360	37031.7	5141	4619.95	12.48
5	IMPHALWEST	55000	159890.4	18040	20585.34	12.87	60105	183248	19028	22456.41	12.25
6	JIRIBAM	3370	1513.58	174	68.42	4.52	3487	1766.05	199	84.57	4.79
7	KAKCHING	8159	10305.12	1763	1480.01	14.36	9270	13029.04	2076	1810.05	13.89
8	KAMJONG	83	93.98	44	45.87	48.81	164	178.7	100	81.28	45.48
9	KANGPOKPI	2547	7917.08	467	667.4	8.43	3079	9235.35	687	833.7	9.03
10	NONEY	878	788.41	295	177.02	22.45	970	919.74	345	243.27	26.45
11	PHERZAWL	22	27.82	6	10.17	36.56	36	51.09	11	18.31	35.84
12	SENAPATI	4258	8078	2312	1643.18	20.34	6253	12205.63	2208	2275.27	18.64
13	TAMENGLONG	986	1114.54	361	327.57	29.39	1016	1152.68	335	290.41	25.19
14	TENGNOUNPAL	1935	2828.27	248	194.03	6.86	2602	3849.49	327	281.79	7.32
15	THOUBAL	20675	22878.14	3270	2265.07	9.9	22111	24882.4	3743	2335.65	9.39
16	UKHRUL	2057	2786.72	916	1153.67	41.4	2179	3164.6	902	1084.46	34.27
Grand Total		155632	301559.1	37700	38614.96	12.81	183832	344543.4	41413	42213.2	12.25

Bankwise Progress under Non Priority Sector (NPS) OUTSTANDING & NPA Report of Manipur as on date 30-06-2022

(Amount in Rs. Lakhs)

Sl No.	Bank Name	As on 30.06.2022														31.03.2022		
		Agri NPS No.		Education NPS No.		Housing NPS No.		Personal Loan No.		Other NPS No.		Tot NPS O/S No.		Tot Non Prio Sec		NPS NPA	Tot NPS	NPS NPA
		No.	Amt.	No.	Amt.	No.	Amt.	No.	Amt.	No.	Amt.	No.	Amt.	No.	Amt.	Amt. %	O/S Amt.	Amt. %
1	BOB	11	203.45	211	4505.34	236	5312.44	3988	8179.91	0	0	4446	18201.14	88	217.82	1.2	21875.83	0.8
2	BOI	0	0	0	0	0	0	382	805.16	391	2373.87	773	3179.03	113	10.27	0.32	5920.31	0.25
3	BOM	0	0	0	0	15	754	0	0	13	30.32	28	784.32	0	0	0	1264	0
4	CAN	0	0	4	13.13	50	1086.99	220	427.51	449	2977.28	723	4504.91	54	152.43	3.38	4420.6	3.48
5	CBI	0	0	0	0	6	284.33	151	581.37	374	1216.53	531	2082.23	35	33.96	1.63	1771.13	6.7
6	IND	0	0	0	0	88	2492.52	369	1926.18	56	0.15	513	4418.85	32	31.06	0.7	4447.22	0.94
7	IOB	0	0	0	0	65	1008.22	86	195.46	225	766.12	376	1969.8	8	33.32	1.69	2610.8	0.97
8	PNB	2	3.83	7	68.24	495	9348.77	10221	35840.76	5103	10282.11	15828	55543.71	675	943.97	1.7	51927.67	2.14
9	PSB	0	0	0	0	8	110.92	29	37.36	530	2264.17	567	2412.45	16	6.05	0.25	0	
10	SBI	24	22.66	0	198.37	3803	67455.75	12867	21419.47	65990	335908.1	82684	425004.3	1643	2572.3	0.61	788570.9	0.13
11	UCO	0	0	0	0	67	1606.66	1083	1343.92	2027	8492.54	3177	11443.12	261	189.35	1.65	10254.79	1.85
12	UNI	0	0	0	0	0	0	1	0.93	0	0	1	0.93	1	0.93	100	2460.44	0.1
Pub	Total	37	229.94	222	4785.08	4833	89460.6	29397	70758.03	75158	364311.2	109647	529544.8	2926	4191.46	0.79	895523.7	0.32
1	AXIS	0	0	0	0	0	0	0	0	5792	21509.13	5792	21509.13	33	18.91	0.09	28563.8	0
2	BAND	0	0	0	0	0	0	385	1552.59	2625	2183.1	3010	3735.69	179	121.61	3.26	3071.6	4.49
3	HDFC	0	0	0	0	0	0	3008	11888.57	39164	43348.24	42172	55236.81	912	869.64	1.57	50888.1	1.6
4	ICICI	0	0	3	75.22	268	6410.29	3172	10369.32	8098	17281.91	11541	34136.74	327	1025.57	3	31221.98	3.48
5	IDBI	0	0	0	0	118	1924.17	150	887.03	1344	1211.65	1612	4022.85	1064	511.16	12.71	3867.64	13.23
6	INDUS	0	0	0	0	0	0	0	0	124	2834.12	124	2834.12	1	1.43	0.05	3152.62	0
7	NESFB	0	0	0	0	0	0	0	0	34	152.01	34	152.01	0	0	0	131.37	0
8	YES	0	0	0	0	0	0	0	0	55	528.37	55	528.37	0	0	0	588.39	0
Priv	Total	0	0	3	75.22	386	8334.46	6715	24697.51	57236	89048.53	64340	122155.7	2516	2548.32	2.09	121485.5	2.1
1	MRB	0	0	0	0	41	644.74	278	254.08	166	548.49	485	1447.31	73	56.34	3.89	1363.13	5.13
RRB	Total	0	0	0	0	41	644.74	278	254.08	166	548.49	485	1447.31	73	56.34	3.89	1363.13	5.13
1	MSCB	0	0	0	0	0	0	698	1449.64	1138	783.79	1836	2233.43	1040	739.08	33.09	2274.89	36.95
Grand	Total	37	229.94	225	4860.3	5260	98439.8	37088	97159.26	133698	454692	176308	655381.3	6555	7535.2	1.15	1020647	0.62

Districtwise Progress under Non Priority Sector(NPS) OUTSTANDING & NPA Report of Manipur as on date 30-06-2022

(Amount in Rs. Lakhs)

Sl No.	District Name	As on 30.06.2022														As on 31.03.2022		
		Agri NPS		Education NPS		Housing NPS		Personal Loan		Other NPS		Tot NPS O/S		Tot Non Prio		NPS NPA	Tot NPS	NPS NPA
		No.	Amt.	No.	Amt.	No.	Amt.	No.	Amt.	No.	Amt.	No.	Amt.	No.	Amt.	Amt.%	O/S Amt.	Amt.%
1	BISHNUPUR	6	11.07	1	33.06	398	8432.88	4308	11089.52	13818	36333.39	18531	55899.92	693	1171.19	2.1	68238.23	1.65
2	CHANDEL	2	1.35	0	0	54	1040.45	442	628.32	2554	13252.8	3052	14922.92	66	207.84	1.39	29026.25	0.26
3	CHURACHANDPUR	1	0.99	21	328.04	743	14146.97	2658	7278.55	9681	38365.24	13104	60119.79	274	451.88	0.75	90900.71	0.37
4	IMPHALEAST	1	0.18	7	153.47	364	7147.73	3041	8363.63	17772	50633.22	21185	66298.23	562	512.25	0.77	94743.7	0.44
5	IMPHALWEST	14	135.79	188	4150.29	2648	49326.6	18766	48329.07	60616	214369.5	82232	316311.3	3450	3770.73	1.19	508391.4	0.61
6	JIRIBAM	1	2.84	0	0	1	3.29	275	1114.09	1119	1147.87	1396	2268.09	99	72.46	3.19	2070.52	3.97
7	KAKCHING	0	0	0	0	179	3781.95	1078	2816.59	2660	10020.57	3917	16619.11	304	184.51	1.11	27445.7	0.69
8	KAMJONG	0	0	0	0	0	0	15	9.8	270	1348.78	285	1358.58	13	0.72	0.05	2671.07	0.01
9	KANGPOKPI	6	74.97	6	181.44	203	3373.34	698	1207.03	2826	14597.84	3739	19434.62	67	88.37	0.45	34334.75	0.2
10	NONEY	0	0	0	0	0	0	61	65.08	397	2630.99	458	2696.07	5	21.08	0.78	5263.64	0
11	PHERZAWL	0	0	0	0	0	0	15	15.08	176	1031.93	191	1047.01	5	9.31	0.89	1968.43	0.13
12	SENAPATI	6	2.75	0	1.05	354	5227.61	866	1956.29	5826	22530.98	7052	29718.68	193	366.23	1.23	52684.04	0.45
13	TAMENGLONG	0	0	0	0	8	144.8	1004	2942.18	330	585.57	1342	3672.55	44	28.13	0.77	3338.76	0.83
14	TENGNOUNPAL	0	0	0	0	46	1050.3	601	1389.24	2015	10616.19	2662	13055.73	26	52.82	0.4	23255.08	0.12
15	THOUBAL	0	0	2	12.95	257	4691.68	2231	6970.76	11999	28944.13	14489	40619.52	659	451	1.11	58509.62	0.57
16	UKHRUL	0	0	0	0	5	72.2	1029	2984.03	1639	8282.92	2673	11339.15	95	146.68	1.29	17805.31	1.7
Grand Total		37	229.94	225	4860.3	5260	98439.8	37088	97159.26	133698	454692	176308	655381.3	6555	7535.2	1.15	1020647	0.62

**Bank-wise ACP (PS) Performance vis-a-vis Target for Manipur during the FY 2022-2023
(Amount in Rs. Lakhs)**

Sl No.	Bank Name	Agri (PS) Target		MSME (PS) Target		Other PS Target		Total (PS) Target	
		No.	Amt.	No.	Amt.	No.	Amt.	No.	Amt.
1	BOB	1932	2794	799	4416	279	1493	3010	8703
2	BOI	671	1208	353	1434.2	63	429	1087	3071.2
3	BOM	250	502	47	893	15	60	312	1455
4	CAN	845	1623.8	667	2743.5	77	437.5	1589	4804.8
5	CBI	869	1143.5	650	3007.15	90	567.5	1609	4718.15
6	IND	574	841	427	2635	101	648.5	1102	4124.5
7	IOB	685	956	322	1178	66	425.5	1073	2559.5
8	PNB	2794	5142.99	1773	6308.02	481	3466	5048	14917.01
9	PSB	440	877	492	1428	101	581	1033	2886
10	SBI	7645	10984.75	5189	17546.13	1429	10576.75	14263	39107.63
11	UCO	1612	2591.5	856	2823.3	185	1057	2653	6471.8
12	UNI	425	761	53	765.22	21	107	499	1633.22
Pub	Total	18742	29425.54	11628	45177.52	2908	19848.75	33278	94451.81
1	AXIS	2585	4344	928	2797.3	295	2282	3808	9423.3
2	BAND	401	731	157	933	25	125	583	1789
3	HDFC	1689	2451	940	2800.3	288	1458	2917	6709.3
4	ICICI	2004	3145	552	2354	132	668	2688	6167
5	IDBI	319	633	184	1180	91	415	594	2228
6	INDUS	239	475	83	765	17	82	339	1322
7	NESFB	235	562	177	1103	16	45	428	1710
8	YES	230	462	53	745	17	110	300	1317
Priv	Total	7702	12803	3074	12677.6	881	5185	11657	30665.6
1	MRB	2865	4228.5	1818	3481	180	1028	4863	8737.5
RRB	Total	2865	4228.5	1818	3481	180	1028	4863	8737.5
1	MSCB	1666	2815	665	1959.25	138	765	2469	5539.25
Grand	Total	30975	49272.04	17185	63295.37	4107	26826.75	52267	139394.16

Bank-wise ACP (PS) Performance vis-a-vis Target for Manipur during the FY 2022-2023 upto 30-06-2022
(Amount in Rs. Lakhs)

Sl No.	Bank Name	Agri (PS) Target No.	Agri (PS) Target Amount	Agri (PS) Achieved No.	Agri (PS) Achieved Amount	Agri(PS) Achv% Amount	Crop Loan Target No.	Crop Loan Target Amount	Crop Loan Achieved No.	Crop Loan Achieved Amount	Crop Loan Achv% Amount	MSME (PS) Target No.	MSME (PS) Target Amount	MSME (PS) Achieved No.	MSME (PS) Achieved Amount	MSME (PS) Achv% Amount	Other PS Target No.	Other PS Target Amount	Other PS Achieved No.	Other PS Achieved Amount	Other PS Achv% Amount	Total (PS) Target No.	Total (PS) Target Amount	Total (PS) Achieved No.	Total (PS) Achieved Amount	Total (PS) Achv % Amount
1	BOB	1932	2794	319	647.47	23.17	1295	1921.75	182	230.8	12.01	799	441.6	385	2251.2	50.98	279	1493	32	68.19	4.57	3010	8703	736	2966.86	34.09
2	BOI	671	1208	692	1457.25	120.63	465	723	673	1432.34	198.11	353	1434.2	88	169.1	11.79	63	429	1	8	1.86	1087	3071.2	781	1634.35	53.22
3	BOM	250	502	8	18.56	3.7	220	440	0	0	0	47	893	6	13	1.46	15	60	1	82.1	136.83	312	1455	15	113.66	7.81
4	CAN	845	1623.8	40	85.87	5.29	608	1101	21	28.93	2.63	667	2743.5	1994	5328.08	194.21	77	437.5	194	1192.09	272.48	1589	4804.8	2228	6606.04	137.5
5	CBI	869	1143.5	33	35.37	3.09	550	753.5	18	15.2	2.02	650	3007.15	66	417.6	13.89	90	567.5	1	3	0.53	1609	4718.15	100	455.97	9.66
6	IND	574	841	38	63.22	7.52	455	640	4	0.48	0.08	427	2635	289	1376.61	52.24	101	648.5	11	50.44	7.78	1102	4124.5	338	1490.27	36.13
7	IOB	685	956	19	49.5	5.18	552	763	3	4.4	0.58	322	1178	63	453.24	38.48	66	425.5	10	96.65	22.71	1073	2559.5	92	599.39	23.42
8	PNB	2794	5142.99	133	269.53	5.24	2053	3517	42	49.45	1.41	1773	6308.02	133	772.61	12.25	481	3466	30	206.86	5.97	5048	14917	296	1249	8.37
9	PSB	440	877	5	13.31	1.52	340	653	5	13.31	2.04	492	1428	2	2.98	0.21	101	581	0	0	0	1033	2886	7	16.29	0.56
10	SBI	7645	10984.8	1024	1140.9	10.39	5143	6500	535	684.61	10.53	5189	17546.1	488	3177.23	18.11	1429	10576.8	68	335.99	3.18	14263	39107.6	1580	4654.12	11.9
11	UCO	1612	2591.5	957	2168.43	83.67	950	1450	502	990.71	68.32	856	2823.3	1763	2350.42	83.25	185	1057	77	1023.78	96.86	2653	6471.8	2797	5542.63	85.64
12	UNI	425	761	2	12.09	1.59	360	655	0	0	0	53	765.22	14	110.42	14.43	21	107	0	0	0	499	1633.22	16	122.51	7.5
Pub	Total	18742	29425.5	3270	5961.5	20.26	12991	19117.3	1985	3450.23	18.05	11628	45177.5	5291	16422.5	36.35	2908	19848.8	425	3067.1	15.45	33278	94451.8	8986	25451.1	26.95
1	AXIS	2585	4344	1106	1787.29	41.14	1930	2660	0	0	0	928	2797.3	3	203	7.26	295	2282	687	964.19	42.25	3808	9423.3	1796	2954.48	31.35
2	BAND	401	731	35	19.33	2.64	320	571	0	0	0	157	933	1	2	0.21	25	125	0	0	0	583	1789	36	21.33	1.19
3	HDFC	1689	2451	363	448.58	18.3	1343	1681	51	159.85	9.51	940	2800.3	2959	2557.16	91.32	288	1458	368	419.04	28.74	2917	6709.3	3690	3424.78	51.05
4	ICICI	2004	3145	229	310.4	9.87	998	1335	150	262.25	19.64	552	2354	43	3621.82	153.86	132	668	2	32.51	4.87	2688	6167	274	3964.73	64.29
5	IDBI	319	633	19	70.31	11.11	285	554	3	15.48	2.79	184	1180	100	625.96	53.05	91	415	3	15.92	3.84	594	2228	122	712.19	31.97
6	INDUS	239	475	0	0	0	225	445	0	0	0	83	765	2	3.75	0.49	17	82	0	0	0	339	1322	2	3.75	0.28
7	NESFB	235	562	12	12	2.14	227	545	0	0	0	177	1103	387	462.67	41.95	16	45	0	0	0	428	1710	399	474.67	27.76
8	YES	230	462	0	0	0	220	440	0	0	0	53	745	1	60	8.05	17	110	0	0	0	300	1317	1	60	4.56
Priv	Total	7702	12803	1764	2647.91	20.68	5548	8231	204	437.58	5.32	3074	12677.6	3496	7536.36	59.45	881	5185	1060	1431.66	27.61	11657	30665.6	6320	11615.9	37.88
1	MRB	2865	4228.5	833	826.42	19.54	2123	2560.25	302	142.94	5.58	1818	3481	1156	1447.35	41.58	180	1028	3	45	4.38	4863	8737.5	1992	2318.77	26.54
RRB	Total	2865	4228.5	833	826.42	19.54	2123	2560.25	302	142.94	5.58	1818	3481	1156	1447.35	41.58	180	1028	3	45	4.38	4863	8737.5	1992	2318.77	26.54
1	MSCB	1666	2815	376	3385.23	120.26	1218	1804	46	14.4	0.8	665	1959.25	462	422.98	21.59	138	765	88	123.32	16.12	2469	5539.25	926	3931.53	70.98
Grand	Total	30975	49272	6243	12821.1	26.02	21880	31712.5	2537	4045.15	12.76	17185	63295.4	10405	25829.2	40.81	4107	26826.8	1576	4667.08	17.4	52267	139394	18224	43317.3	31.08

Districtwise ACP (PS) Performance vis-a-vis Target Report for Manipur during the FY 2022-2023 upto 30-06-2022

(Amount in Rs.Lakhs)

Sl No.	District Name	Agri (PS) Target		Agri (PS) Achieved		Agri(PS) Achv% Amount	Crop Loan Target		Crop Loan Achieved		Crop Loan Achv% Amount	MSME (PS) Target		MSME (PS) Achieved		MSME (PS) Achv% Amount	Other PS Target		Other PS Achieved		Other PS Achv% Amount	Total (PS) Target		Total (PS) Achieved		Total(PS) Achv% Amount
		No.	Amt.	No.	Amt.		No.	Amt.	No.	Amt.		No.	Amt.	No.	Amt.		No.	Amt.	No.	Amt.		No.	Amt.	No.	Amt.	
1	BISHNUPUR	1856	3207	1115	1867.15	58.22	915	940	412	814.67	86.67	1149	1814	484	3731.42	205.7	132	823	105	410.84	49.92	3137	5844	1704	6009.41	102.83
2	CHANDEL	360	255	108	97.04	38.05	80	40	51	58.11	145.28	68	170	116	66.91	39.36	39	120	3	3.88	3.23	467	545	227	167.83	30.79
3	CHURACHANDPUR	2592	3167	322	521.43	16.46	1401	1203	115	193.79	16.11	1597	4929	625	2155.4	43.73	319	1355	38	265.5	19.59	4508	9451	985	2942.33	31.13
4	IMPHALEAST	2172	4223	643	771.09	18.26	1193	1317	243	344.17	26.13	3189	11157	2797	3652.4	32.74	367	2706	501	1060.57	39.19	5728	18086	3941	5484.06	30.32
5	IMPHALWEST	12114	24663	1418	5907.55	23.95	10698	21522	709	1219.67	5.67	5644	34787	3365	11884.35	34.16	2159	14601	761	2263.81	15.5	19917	74051	5544	20055.71	27.08
6	JIRIBAM	195	112	10	18.2	16.25	102	59	0	0	0	40	45	7	10.5	23.33	28	87	10	3	3.45	263	244	27	31.7	12.99
7	KAKCHING	1896	3050	423	576.04	18.89	1255	1100	144	193.61	17.6	470	2472	423	702.32	28.41	218	2524	27	146.41	5.8	2584	8046	873	1424.77	17.71
8	KAMJONG	224	47	0	0	0	38	12.5	0	0	0	68	26.5	3	4.81	18.15	5	7	0	0	0	297	80.5	3	4.81	5.98
9	KANGPOKPI	2623	1325	129	156.68	11.82	1650	740	83	33.79	4.57	430	921	72	307.09	33.34	191	839.75	16	28.95	3.45	3244	3085.75	217	492.72	15.97
10	NONEY	129	202	17	27.09	13.41	57	57	3	1.19	2.09	170	174	7	9.54	5.48	18	27	0	0	0	317	403	24	36.63	9.09
11	PHERZAWL	20	10	3	3	30	20	10	3	3	30	15	42	0	0	0	3	12	0	0	0	38	64	3	3	4.69
12	SENAPATI	1447	1630	288	267.72	16.42	850	810	158	164.28	20.28	358	1236.62	278	386.19	31.23	137	858	12	131.96	15.38	1942	3724.62	578	785.87	21.1
13	TAMENGLONG	286	367.48	18	18.91	5.15	136	171	1	0.5	0.29	183	191	279	716.86	375.32	36	137	15	91.16	66.54	505	695.48	312	826.93	118.9
14	TENGNOUNPAL	518	794	197	276.45	34.82	245	250	74	113.71	45.48	656	757	238	312.47	41.28	52	232	1	4.8	2.07	1226	1783	436	593.72	33.3
15	THOUBAL	4175	6005	1419	1894.94	31.56	3148	3422	457	677.56	19.8	3005	3645	1592	1712.16	46.97	363	2432	87	256.2	10.53	7543	12082	3098	3863.3	31.98
16	UKHRUL	368	214.56	133	417.77	194.71	92	59	84	227.1	384.92	143	928.25	119	176.76	19.04	40	66	0	0	0	551	1208.81	252	594.53	49.18
Grand Total		30975	49272.04	6243	12821.06	26.02	21880	31712.5	2537	4045.15	12.76	17185	63295.37	10405	25829.18	40.81	4107	26826.75	1576	4667.08	17.4	52267	139394.16	18224	43317.32	31.08

Bankwise Progress under ACP DISBURSEMENT AGRI (PS) Report of Manipur during the FY-2022-2023 upto date 30-06-2022

(Amount in Rs. Lakhs)

Sl No.	Bank Name	As on 30.06.2022																				As on 30.06.2021			
		Crop Loan		Forestry and wasteland Dev.		Water Resource		Farm mechanization		Plantation & horticulture		Animal Husbandry		Fishery		Farm Credit Others		Agri. Infrastructure		Ancillary Activities		Tot Agri (PS) Disb		Tot Agri (PS) Disb	
		No.	Amt.	No.	Amt.	No.	Amt.	No.	Amt.	No.	Amt.	No.	Amt.	No.	Amt.	No.	Amt.	No.	Amt.	No.	Amt.	No.	Amt.	No.	Amt.
1	BOB	182	230.8	0	0	0	0	3	21	0	0	84	217.46	28	87	4	19	0	0	18	72.21	319	647.47	335	584.5
2	BOI	673	1432.34	0	0	0	0	0	0	0	0	0	0	0	0	0	0	0	19	24.91	692	1457.25	208	350.21	
3	BOM	0	0	0	0	0	0	0	0	0	0	0	0	2	1.6	0	0	6	16.96	0	0	8	18.56	0	0
4	CAN	21	28.93	0	0	0	0	0	0	0	0	17	43.94	0	0	0	0	0	2	13	40	85.87	15	37.9	
5	CBI	18	15.2	0	0	0	0	0	0	0	0	2	2.91	0	0	0	0	0	13	17.26	33	35.37	86	68.27	
6	IND	4	0.48	0	0	0	0	0	0	0	0	16	30.27	1	1.6	0	0	0	17	30.87	38	63.22	5	43.2	
7	IOB	3	4.4	0	0	0	0	0	0	2	4.4	5	8.7	0	0	0	0	0	9	32	19	49.5	25	19.41	
8	PNB	42	49.45	0	0	0	0	0	0	0	0	0	0	0	0	89	212.04	0	0	2	8.04	133	269.53	220	626.55
9	PSB	5	13.31	0	0	0	0	0	0	0	0	0	0	0	0	0	0	0	0	0	5	13.31	0	0	
10	SBI	535	684.61	0	0	0	0	0	0	0	0	463	84.16	0	0	12	20.1	0	0	14	352.03	1024	1140.9	388	488.46
11	UCO	502	990.71	0	0	0	0	0	0	0	0	129	472.67	71	169.03	255	536.02	0	0	0	0	957	2168.43	20	20.58
12	UNI	0	0	0	0	0	0	0	0	0	0	0	0	0	0	1	6.5	0	0	1	5.59	2	12.09	0	2.01
Pub	Total	1985	3450.23	0	0	0	0	3	21	2	4.4	716	860.11	102	259.23	361	793.66	6	16.96	95	555.91	3270	5961.5	1302	2241.09
1	AXIS	0	0	0	0	0	0	0	0	0	0	0	0	0	0	1106	1787.29	0	0	0	0	1106	1787.29	643	1017.93
2	BAND	0	0	0	0	0	0	0	0	0	0	0	0	0	0	3	0.28	0	0	32	19.05	35	19.33	25	22.6
3	HDFC	51	159.85	168	193.22	0	0	99	30.95	0	0	0	0	0	0	45	64.56	0	0	0	0	363	448.58	59	146.13
4	ICICI	150	262.25	0	0	0	0	79	48.15	0	0	0	0	0	0	0	0	0	0	0	0	229	310.4	696	962.12
5	IDBI	3	15.48	0	0	0	0	9	35.79	0	0	0	0	0	0	1	5	0	0	6	14.04	19	70.31	15	29.13
6	INDUS	0	0	0	0	0	0	0	0	0	0	0	0	0	0	0	0	0	0	0	0	0	0	0	0
7	NESFB	0	0	0	0	0	0	0	0	0	0	0	0	0	0	0	0	0	12	12	12	12	4	4	
8	YES	0	0	0	0	0	0	0	0	0	0	0	0	0	0	0	0	0	0	0	0	0	0	0	0
Priv	Total	204	437.58	168	193.22	0	0	187	114.89	0	0	0	0	0	0	1155	1857.13	0	0	50	45.09	1764	2647.91	1442	2181.91
1	MRB	302	142.94	0	0	0	0	0	0	0	0	335	545.19	19	40.9	0	0	1	2	176	95.39	833	826.42	80	118.72
RRB	Total	302	142.94	0	0	0	0	0	0	0	0	335	545.19	19	40.9	0	0	1	2	176	95.39	833	826.42	80	118.72
1	MSCB	46	14.4	0	0	0	0	0	0	0	0	262	210.18	67	160.65	0	0	0	1	3000	376	3385.23	311	2335.16	
Grand	Total	2537	4045.15	168	193.22	0	0	190	135.89	2	4.4	1313	1615.48	188	460.78	1516	2650.79	7	18.96	322	3696.39	6243	12821.06	3135	6876.88

Districtwise Progress under ACP DISBURSEMENT(AGRI PS) Report of Manipur during the FY2022-2023 upto date 30-06-2022

(Amount in Rs.Lakhs)

Sl No.	District Name	As on 30.06.2022																						As on 30.06.2021	
		Crop Loan		Forestry and wasteland		Water Resource		Farm mechanization		Plantation & horticulture		Animal Husbandry		Fishery		Farm Credit Others		Agri. Infrastructure		Ancillary Activities		Tot Agri (PS) Disb		Tot Agri (PS) Disb	
		No.	Amt.	No.	Amt.	No.	Amt.	No.	Amt.	No.	Amt.	No.	Amt.	No.	Amt.	No.	Amt.	No.	Amt.	No.	Amt.	No.	Amt.	No.	Amt.
1	BISHNUPUR	412	814.67	16	18.66	0	0	13	7.27	0	0	126	194.73	75	156.93	415	641.33	0	0	58	33.56	1115	1867.15	328	428.76
2	CHANDEL	51	58.11	0	0	0	0	0	0	0	0	41	11.79	0	0	16	27.14	0	0	0	0	108	97.04	7	1.2
3	CHURACHANDPUR	115	193.79	0	0	0	0	1	0.84	0	0	123	152.83	2	3	75	161.02	0	0	6	9.95	322	521.43	270	290.26
4	IMPHALEAST	243	344.17	44	47.96	0	0	61	19.3	0	0	151	186.4	11	43.5	40	65.29	0	0	93	64.47	643	771.09	433	800.55
5	IMPHALWEST	709	1219.67	47	66.31	0	0	20	39.6	2	4.4	315	497.35	30	91.4	188	517.29	7	18.96	100	3452.57	1418	5907.55	1021	3958.75
6	JIRIBAM	0	0	0	0	0	0	0	0	0	0	0	0	0	3	15.35	0	0	7	2.85	10	18.2	10	19.25	
7	KAKCHING	144	193.61	0	0	0	0	0	0	0	0	187	140.82	48	115.4	37	94.57	0	0	7	31.64	423	576.04	125	135.5
8	KAMJONG	0	0	0	0	0	0	0	0	0	0	0	0	0	0	0	0	0	0	0	0	0	0	0	0
9	KANGPOKPI	83	33.79	0	0	0	0	3	21	0	0	27	36.49	4	15	2	12.07	0	0	10	38.33	129	156.68	62	97.15
10	NONEY	3	1.19	0	0	0	0	0	0	0	0	14	25.9	0	0	0	0	0	0	0	0	17	27.09	1	0.08
11	PHERZAWL	3	3	0	0	0	0	0	0	0	0	0	0	0	0	0	0	0	0	0	0	3	3	0	0
12	SENAPATI	158	164.28	2	0.97	0	0	11	2.82	0	0	76	28.01	0	0	36	61.15	0	0	5	10.49	288	267.72	176	77.5
13	TAMENGLONG	1	0.5	0	0	0	0	0	0	0	0	1	0.5	0	0	15	16.91	0	0	1	1	18	18.91	1	2
14	TENGNUPAL	74	113.71	0	0	0	0	0	0	0	0	62	56.6	0	0	61	106.14	0	0	0	0	197	276.45	42	46.25
15	THOUBAL	457	677.56	59	59.32	0	0	81	45.06	0	0	170	219.28	18	35.55	599	806.64	0	0	35	51.53	1419	1894.94	632	948.24
16	UKHRUL	84	227.1	0	0	0	0	0	0	0	0	20	64.78	0	0	29	125.89	0	0	0	0	133	417.77	27	71.39
Grand Total		2537	4045.15	168	193.22	0	0	190	135.89	2	4.4	1313	1615.48	188	460.78	1516	2650.79	7	18.96	322	3696.39	6243	12821.06	3135	6876.88

Bankwise Progress under ACP DISBURSEMENT(MSME) Report of Manipur during the FY-2022-2023 upto date 30-06-2022
(Amount in Rs. Lakhs)

Sl No.	Bank Name	As on 30.06.2022																		As on 30.06.2021			
		Micro TL		Micro WC		Small TL		Small WC		Medium TL		Medium WC		KVIC TL		KVIC WC		Others under MSMEs		Tot MSME (PS) Disb		Tot MSME (PS) Disb	
		No.	Amt	No.	Amt	No.	Amt	No.	Amt	No.	Amt	No.	Amt	No.	Amt	No.	Amt	No.	Amt	No.	Amt	No.	Amt
1	BOB	306	1534.37	61	341.97	0	0	4	295.5	0	0	0	0	14	79.36	0	0	0	0	385	2251.2	235	782.62
2	BOI	88	169.1	0	0	0	0	0	0	0	0	0	0	0	0	0	0	0	0	88	169.1	178	120.63
3	BOM	6	13	0	0	0	0	0	0	0	0	0	0	0	0	0	0	0	0	6	13	0	0
4	CAN	1136	2286.51	407	1177.15	50	342.5	23	120.3	5	10.21	0	0	334	1203.96	0	0	39	187.45	1994	5328.08	47	180.83
5	CBI	28	69.58	27	96.34	0	0	10	242.18	0	0	0	0	1	9.5	0	0	0	0	66	417.6	66	100.84
6	IND	274	811.09	0	0	15	565.52	0	0	0	0	0	0	0	0	0	0	0	0	289	1376.61	15	77.3
7	IOB	40	199.33	0	0	1	30	0	0	1	190	0	0	0	0	0	0	21	33.91	63	453.24	19	270.84
8	PNB	87	353.74	35	224.48	8	78.39	2	115	1	1	0	0	0	0	0	0	0	0	133	772.61	374	940.13
9	PSB	2	2.98	0	0	0	0	0	0	0	0	0	0	0	0	0	0	0	0	2	2.98	9	19.88
10	SBI	329	2011.66	111	502.92	19	348.54	5	116.17	0	0	0	0	0	0	0	0	24	197.94	488	3177.23	1023	10629.9
11	UCO	1201	1125.46	47	111.37	476	1029.92	17	22.6	0	0	0	0	22	61.07	0	0	0	0	1763	2350.42	95	47.26
12	UNI	10	27.59	4	82.83	0	0	0	0	0	0	0	0	0	0	0	0	0	0	14	110.42	5	26.61
Pub	Total	3507	8604.41	692	2537.06	569	2394.87	61	911.75	7	201.21	0	0	371	1353.89	0	0	84	419.3	5291	16422.49	2066	13196.84
1	AXIS	0	0	0	0	0	0	0	0	3	203	0	0	0	0	0	0	0	0	3	203	2	21.2
2	BAND	1	2	0	0	0	0	0	0	0	0	0	0	0	0	0	0	0	0	1	2	23	21.55
3	HDFC	2943	1345.09	11	887.64	2	39.43	3	285	0	0	0	0	0	0	0	0	0	0	2959	2557.16	120	38.54
4	ICICI	0	0	26	1840.83	0	0	16	1760.99	0	0	1	20	0	0	0	0	0	0	43	3621.82	12	889.27
5	IDBI	58	323.06	40	267.9	0	0	0	0	0	0	0	0	2	35	0	0	0	0	100	625.96	89	475.21
6	INDUS	2	3.75	0	0	0	0	0	0	0	0	0	0	0	0	0	0	0	0	2	3.75	8	123.27
7	NESFB	109	143.91	0	0	0	0	0	0	0	0	0	0	0	0	0	0	278	318.76	387	462.67	72	27.9
8	YES	0	0	0	0	0	0	1	60	0	0	0	0	0	0	0	0	0	0	1	60	0	0
Priv	Total	3113	1817.81	77	2996.37	2	39.43	20	2105.99	3	203	1	20	2	35	0	0	278	318.76	3496	7536.36	326	1596.94
1	MRB	1156	1447.35	0	0	0	0	0	0	0	0	0	0	0	0	0	0	0	0	1156	1447.35	90	123.11
RRB	Total	1156	1447.35	0	0	0	0	0	0	0	0	0	0	0	0	0	0	0	0	1156	1447.35	90	123.11
1	MSCB	462	422.98	0	0	0	0	0	0	0	0	0	0	0	0	0	0	0	0	462	422.98	7	17.4
Grand	Total	8238	12292.55	769	5533.43	571	2434.3	81	3017.74	10	404.21	1	20	373	1388.89	0	0	362	738.06	10405	25829.18	2489	14934.29

District wise ACP DISBURSEMENT(MSME) report of Manipur during the FY2022-2023 upto date 30-06-2022

(Amount in Rs.Lakhs)

Sl No.	District Name	As on 30.06.2022																		As on 30.06.2021			
		Micro TL		Micro WC		Small TL		Small WC		Medium TL		Medium WC		KVIC TL		KVIC WC		Others under MSMEs		Tot MSME (PS) Disb		Tot MSME (PS) Disb	
		No.	Amt.	No.	Amt.	No.	Amt.	No.	Amt.	No.	Amt.	No.	Amt.	No.	Amt.	No.	Amt.	No.	Amt.	No.	Amt.	No.	Amt.
1	BISHNUPUR	328	536.96	72	1570.5	50	84.92	30	1508.59	0	0	1	20	1	9.5	0	0	2	0.95	484	3731.42	82	213.28
2	CHANDEL	72	44.27	6	3.91	38	18.73	0	0	0	0	0	0	0	0	0	0	0	0	116	66.91	62	13.83
3	CHURACHANDPUR	387	829.61	101	652.11	74	254.91	2	256.12	1	0.36	0	0	48	124.43	0	0	12	37.86	625	2155.4	210	695.36
4	IMPHALEAST	2508	2473.7	112	420.69	64	190.56	2	44.64	1	1	0	0	105	515.09	0	0	5	6.72	2797	3652.4	365	2346.99
5	IMPHALWEST	2421	5546.67	281	2298.6	187	1598.03	41	1046.32	8	402.85	0	0	99	367.47	0	0	328	624.41	3365	11884.35	912	9658.62
6	JIRIBAM	7	10.5	0	0	0	0	0	0	0	0	0	0	0	0	0	0	0	0	7	10.5	15	50.54
7	KAKCHING	359	618.48	8	14.99	54	67.21	0	0.12	0	0	0	0	0	0	0	0	2	1.52	423	702.32	154	655.37
8	KAMJONG	2	3.85	1	0.96	0	0	0	0	0	0	0	0	0	0	0	0	0	0	3	4.81	1	0.01
9	KANGPOKPI	65	279.89	5	17.7	1	2.5	0	0	0	0	0	0	0	0	0	0	1	7	72	307.09	78	259.38
10	NONEY	7	9.33	0	0.21	0	0	0	0	0	0	0	0	0	0	0	0	0	0	7	9.54	14	16.94
11	PHERZAWL	0	0	0	0	0	0	0	0	0	0	0	0	0	0	0	0	0	0	0	0	0	0
12	SENAPATI	188	239.57	24	51.96	53	27.15	0	1.75	0	0	0	0	6	19.01	0	0	7	46.75	278	386.19	198	310.87
13	TAMENGLONG	172	310.79	50	160.8	7	57.79	3	20.2	0	0	0	0	47	167.28	0	0	0	0	279	716.86	47	134.11
14	TENGNUPAL	199	241.84	17	30.72	20	32.6	0	0	0	0	0	0	0	0	0	0	2	7.31	238	312.47	101	90.53
15	THOUBAL	1428	1017.35	89	304.54	3	63.62	3	140	0	0	0	0	67	186.11	0	0	2	0.54	1592	1712.16	224	448.95
16	UKHRUL	95	129.74	3	5.74	20	36.28	0	0	0	0	0	0	0	0	0	0	1	5	119	176.76	26	39.51
Grand Total		8238	12292.55	769	5533.43	571	2434.3	81	3017.74	10	404.21	1	20	373	1388.89	0	0	362	738.06	10405	25829.18	2489	14934.29

**Bankwise Progress under ACP DISBURSEMENT(OTHER PS) Report of Manipur during the FY-2022-2023 upto date 30-06-2022
(Amount in Rs. Lakhs)**

Sl No.	Bank Name	Export Credit		Education (PS)		Housing (PS)		Social Infrastructure		Renewable Energy		Informal Credit		Total Other PS Disb		Loans to weaker	
		No.	Amt.	No.	Amt.	No.	Amt.	No.	Amt.	No.	Amt.	No.	Amt.	No.	Amt.	No.	Amt.
1	BOB	0	0	21	12.89	11	55.3	0	0	0	0	0	0	32	68.19	275	668.06
2	BOI	0	0	0	0	1	8	0	0	0	0	0	0	1	8	0	0
3	BOM	0	0	0	0	1	82.1	0	0	0	0	0	0	1	82.1	1	2
4	CAN	0	0	88	296.65	106	895.44	0	0	0	0	0	0	194	1192.09	2164	4341.93
5	CBI	0	0	1	3	0	0	0	0	0	0	0	0	1	3	45	94.6
6	IND	0	0	3	1.64	6	42	2	6.8	0	0	0	0	11	50.44	96	0
7	IOB	0	0	1	3	4	90.9	0	0	0	0	5	2.75	10	96.65	0	0
8	PNB	0	0	2	3.68	27	202.68	0	0	0	0	1	0.5	30	206.86	628	3540.9
9	PSB	0	0	0	0	0	0	0	0	0	0	0	0	0	0	0	0
10	SBI	0	0	24	37.64	44	298.35	0	0	0	0	0	0	68	335.99	804	1562.73
11	UCO	0	0	1	2.69	76	1021.09	0	0	0	0	0	0	77	1023.78	143	97.59
12	UNI	0	0	0	0	0	0	0	0	0	0	0	0	0	0	7	54.82
Pub	Total	0	0	141	361.19	276	2695.86	2	6.8	0	0	6	3.25	425	3067.1	4163	10362.63
1	AXIS	0	0	0	0	551	912.83	0	0	0	0	136	51.36	687	964.19	0	0
2	BAND	0	0	0	0	0	0	0	0	0	0	0	0	0	0	1302	740
3	HDFC	0	0	0	0	368	419.04	0	0	0	0	0	0	368	419.04	3341	1311.28
4	ICICI	0	0	0	0	2	32.51	0	0	0	0	0	0	2	32.51	1182	2059.02
5	IDBI	0	0	1	1.42	1	4.5	1	10	0	0	0	0	3	15.92	54	178.44
6	INDUS	0	0	0	0	0	0	0	0	0	0	0	0	0	0	0	0
7	NESFB	0	0	0	0	0	0	0	0	0	0	0	0	0	0	0	0
8	YES	0	0	0	0	0	0	0	0	0	0	0	0	0	0	1	60
Priv	Total	0	0	1	1.42	922	1368.88	1	10	0	0	136	51.36	1060	1431.66	5880	4348.74
1	MRB	0	0	1	3	2	42	0	0	0	0	0	0	3	45	2240	2012.12
RRB	Total	0	0	1	3	2	42	0	0	0	0	0	0	3	45	2240	2012.12
1	MSCB	0	0	0	0	5	35.75	0	0	0	0	83	87.57	88	123.32	83	87.57
Grand	Total	0	0	143	365.61	1205	4142.49	3	16.8	0	0	225	142.18	1576	4667.08	12366	16811.06

District wise ACP DISBURSEMENT(OTHER PS) report of Manipur during the FY2022-2023 upto date 30-06-2022
(Amount in Rs.Lakhs)

Sl No.	District Name	Export Credit		Education (PS)		Housing (PS)		Social Infrastructure		Renewable Energy		Informal Credit		Total Other PS Disb		Loans to weaker No	
		No.	Amt.	No.	Amt.	No.	Amt.	No.	Amt.	No.	Amt.	No.	Amt.	No.	Amt.	No.	Amt.
1	BISHNUPUR	0	0	2	8.6	90	392.19	0	0	0	0	13	10.05	105	410.84	1502	1988.2
2	CHANDEL	0	0	0	0	3	3.88	0	0	0	0	0	0	3	3.88	47	39.71
3	CHURACHANDPUR	0	0	11	25.64	27	239.86	0	0	0	0	0	0	38	265.5	1053	2481.97
4	IMPHALEAST	0	0	22	66.2	389	950.57	0	0	0	0	90	43.8	501	1060.57	2755	2440.56
5	IMPHALWEST	0	0	82	188.98	598	2006.05	2	15	0	0	79	53.78	761	2263.81	2783	4076.6
6	JIRIBAM	0	0	0	0	0	0	0	0	0	0	10	3	10	3	117	112.86
7	KAKCHING	0	0	4	2.05	15	132.86	1	1.8	0	0	7	9.7	27	146.41	573	716.21
8	KAMIONG	0	0	0	0	0	0	0	0	0	0	0	0	0	0	3	5.13
9	KANGPOKPI	0	0	1	7.45	3	11.5	0	0	0	0	12	10	16	28.95	105	245.38
10	NONEY	0	0	0	0	0	0	0	0	0	0	0	0	0	0	41	60.41
11	PHERZAWL	0	0	0	0	0	0	0	0	0	0	0	0	0	0	3	3
12	SENAPATI	0	0	3	4.06	9	127.9	0	0	0	0	0	0	12	131.96	291	597.07
13	TAMENGLONG	0	0	9	17.02	6	74.14	0	0	0	0	0	0	15	91.16	440	1343.62
14	TENGNOUNPAL	0	0	0	0	1	4.8	0	0	0	0	0	0	1	4.8	340	486.96
15	THOUBAL	0	0	9	45.61	64	198.74	0	0	0	0	14	11.85	87	256.2	2160	1664.92
16	UKHRUL	0	0	0	0	0	0	0	0	0	0	0	0	0	0	153	548.46
Grand Total		0	0	143	365.61	1205	4142.49	3	16.8	0	0	225	142.18	1576	4667.08	12366	16811.06

**Bankwise Non Priority Sector ACP Targets Report of Manipur in the FY-2022-2023
(Rs. In Lakhs)**

SI No.	Bank Name	Agriculture (NPS)		MSME (NPS)		Exp Credit (NPS)		Education (NPS)		Housing (NPS)		Personal Loans under NPS		Others NPS		NPS Total	
		Target No.	Target Amt.	Target No.	Target Amt.	Target No.	Target Amt.	Target No.	Target Amt.	Target No.	Target Amt.	Target No.	Target Amt.	Target No.	Target Amt.	Target No.	Target Amt.
1	BOB	172	344	0	0	0	0	0	0	3	80	97	290	533	1132	805	1846
2	BOI	20	43	0	0	0	0	8	32	3	97	84	302	109	246	224	720
3	BOM	0	0	0	0	0	0	0	0	0	0	0	0	36	72	36	72
4	CAN	0	0	0	0	0	0	8	32	11	397	88	237	136	336	243	1002
5	CBI	0	0	0	0	0	0	5	22	8	257	87	292	153	373	253	944
6	IND	0	0	0	0	0	0	0	0	0	0	40	210	175	429	215	639
7	IOB	0	0	0	0	0	0	8	32	5	127	54	122	128	256	195	537
8	PNB	0	0	0	0	0	0	5	22	17	442	605	3189	1666	4062	2293	7715
9	PSB	0	0	0	0	0	0	5	22	2	67	72	232	204	505	283	826
10	SBI	0	0	0	0	0	0	30	206	66	2081	2145	11190	4919	10961	7160	24438
11	UCO	5	8	0	0	0	0	0	0	5	125	125	710	262	877	397	1720
12	UNI	0	0	0	0	0	0	0	0	0	0	15	100	36	72	51	172
Public	Total	197	395	0	0	0	0	69	368	120	3673	3412	16874	8357	19321	12155	40631
1	AXIS	0	0	0	0	0	0	5	20	4	127	206	882	913	2077	1128	3106
2	BAND	0	0	0	0	0	0	5	22	2	64	34	68	94	262	135	416
3	HDFC	0	0	0	0	0	0	8	32	35	657	247	877	382	964	672	2530
4	ICICI	0	0	0	0	0	0	5	22	49	397	199	597	254	691	507	1707
5	IDBI	0	0	0	0	0	0	0	0	15	200	20	50	132	264	167	514
6	INDUS	0	0	0	0	0	0	0	0	0	0	5	40	44	120	49	160
7	NESFB	0	0	0	0	0	0	0	0	0	0	5	17	10	30	15	47
8	YES	0	0	0	0	0	0	0	0	0	0	0	0	72	148	72	148
Private	Total	0	0	0	0	0	0	23	96	105	1445	716	2531	1901	4556	2745	8628
1	MRB	0	0	0	0	0	0	10	42	7	228	111	290	290	587	418	1147
RRB	Total	0	0	0	0	0	0	10	42	7	228	111	290	290	587	418	1147
1	MSCB	0	0	0	0	0	0	8	24	5	174	57	179	353	704	423	1081
Grand	Total	197	395	0	0	0	0	110	530	237	5520	4296	19874	10901	25168	15741	51487

**Bankwise Progress under ACP DISBURSEMENT(NON PRIORITY) Report of Manipur during the FY-2022-
(Amount in Rs. Lakhs)**

Sl No.	Bank Name	As on 30.06.2022																As on 30.06.2021	
		Agriculture (NPS)		MSME (NPS)		Exp Credit (NPS)		Education (NPS)		Housing (NPS)		Personal Loans under NPS		Others NPS		Total ACP (NPS) Disb		Total ACP (NPS) Disb	
		No.	Amt.	No.	Amt.	No.	Amt.	No.	Amt.	No.	Amt.	No.	Amt.	No.	Amt.	No.	Amt.	No.	Amt.
1	BOB	0	0	0	0	0	0	6	36.84	55	641.12	1296	3343.54	215	1769.31	1572	5790.81	370	942.36
2	BOI	0	0	0	0	0	0	0	0	4	42.78	14	78.28	30	166.27	48	287.33	26	112.63
3	BOM	0	0	6	13	0	0	0	0	1	82.1	1	2	0	0	8	97.1	27	75.72
4	CAN	0	0	0	0	0	0	4	13.13	50	1086.99	220	427.51	449	2977.28	723	4504.91	114	440.14
5	CBI	0	0	0	0	0	0	0	0	0	0	17	92.86	34	183.1	51	275.96	40	95.03
6	IND	0	0	0	0	0	0	0	0	10	146.2	58	776.21	3	0.3	71	922.71	23	115.92
7	IOB	0	0	0	0	0	0	0	0	3	96.26	15	38.03	19	98.95	37	233.24	42	92.05
8	PNB	0	0	0	0	0	0	0	0	51	658.73	852	6928.11	352	1367.42	1255	8954.26	113	963.65
9	PSB	0	0	0	0	0	0	0	0	0	0	0	0	23	63.32	23	63.32	10	115.14
10	SBI	8	12.06	0	0	0	0	0	0	552	5920.73	1762	4802.54	6079	44398.17	8401	55133.5	1219	3473.59
11	UCO	0	0	0	0	0	0	0	0	0	0	279	1882.76	67	230.78	346	2113.54	80	522.54
12	UNI	0	0	0	0	0	0	0	0	7	75.41	21	118	12	57.35	40	250.76	23	141.25
Pub	Total	8	12.06	6	13	0	0	10	49.97	733	8750.32	4535	18489.84	7283	51312.25	12575	78627.44	2087	7090.02
1	AXIS	0	0	0	0	0	0	0	0	0	0	0	0	171	1018.83	171	1018.83	368	2178.83
2	BAND	0	0	0	0	0	0	0	0	0	0	0	0	197	384.32	197	384.32	118	195.67
3	HDFC	0	0	0	0	0	0	0	0	0	0	379	2400.21	4432	9006.07	4811	11406.28	1723	5366.23
4	ICICI	0	0	0	0	0	0	0	0	48	1201.28	296	1393.63	6266	7137.88	6610	9732.79	4433	5057.83
5	IDBI	0	0	0	0	0	0	0	0	24	212.44	15	152.1	33	243.64	72	608.18	73	295.48
6	INDUS	0	0	0	0	0	0	0	0	0	0	0	0	6	29.87	6	29.87	75	2993.25
7	NESFB	0	0	0	0	0	0	0	0	0	0	0	0	6	25.81	6	25.81	0	0
8	YES	0	0	0	0	0	0	0	0	0	0	0	0	38	689	38	689	8	47
Priv	Total	0	0	0	0	0	0	0	0	72	1413.72	690	3945.94	11149	18535.42	11911	23895.08	6798	16134.29
1	MRB	0	0	0	0	0	0	0	0	4	85.2	29	41.3	20	112.04	53	238.54	16	22.1
RRB	Total	0	0	0	0	0	0	0	0	4	85.2	29	41.3	20	112.04	53	238.54	16	22.1
1	MSCB	0	0	0	0	0	0	0	0	0	0	12	94.54	81	104.52	93	199.06	61	77.03
Grand	Total	8	12.06	6	13	0	0	10	49.97	809	10249.24	5266	22571.62	18533	70064.23	24632	102960.1	8962	23323.44

**District wise ACP DISBURSEMENT(NON PS) report of Manipur during the FY2022-2023 upto
(Amount in Rs.Lakhs)**

Sl No.	District Name	As on 30.06.2022																As on 30.06.2021	
		Agricultur		MSME		Exp		Education		Housing (NPS)		Personal Loans		Others NPS		Total ACP (NPS)		Total ACP (NPS)	
		No.	Amt.	No.	Amt.	No.	Amt.	No.	Amt.	No.	Amt.	No.	Amt.	No.	Amt.	No.	Amt.	No.	Amt.
1	BISHNUPUR	3	6.03	0	0	0	0	0	0	68	1155.25	503	2477.07	5294	8002.7	5868	11641.05	114	505.34
2	CHANDEL	1	0.59	0	0	0	0	0	0	5	44.26	71	165.85	233	1587.51	310	1798.21	52	78.44
3	CHURACHANDPUR	0	0	0	0	0	0	0	0	143	1818.87	389	1577.63	2228	8225.72	2760	11622.22	655	1666.8
4	IMPHALEAST	0	0	0	0	0	0	1	1.39	66	881.92	403	2090.23	1949	6713.5	2419	9687.04	1407	2542.56
5	IMPHALWEST	3	5.04	6	13	0	0	7	39.34	358	4199.59	2965	11939.46	5364	30893.52	8703	47089.95	5471	15380.97
6	JIRIBAM	0	0	0	0	0	0	0	0	0	0	35	312.29	56	204.21	91	516.5	16	5.13
7	KAKCHING	0	0	0	0	0	0	0	0	20	171.95	132	457.89	253	1189.4	405	1819.24	52	263.49
8	KAMJONG	0	0	0	0	0	0	0	0	0	0	0	0	33	210.9	33	210.9	2	1
9	KANGPOKPI	0	0	0	0	0	0	0	0	27	456.23	106	240.83	323	2500.35	456	3197.41	37	131.56
10	NONEY	0	0	0	0	0	0	0	0	0	0	5	11.99	40	368	45	379.99	2	5.98
11	PHERZAWL	0	0	0	0	0	0	0	0	0	0	0	0	9	50.15	9	50.15	2	20
12	SENAPATI	1	0.4	0	0	0	0	0	0	54	638.08	112	483.9	501	2620.79	668	3743.17	184	577.63
13	TAMENGLONG	0	0	0	0	0	0	0	0	3	52.41	91	679	60	202.36	154	933.77	24	41.98
14	TENGNUPAL	0	0	0	0	0	0	0	0	3	36	91	446.31	170	1334.84	264	1817.15	38	123.04
15	THOUBAL	0	0	0	0	0	0	2	9.24	61	784.68	272	1076.06	1861	4999.54	2196	6869.52	893	1923.24
16	UKHRUL	0	0	0	0	0	0	0	0	1	10	91	613.11	159	960.74	251	1583.85	13	56.28
Grand Total		8	12.06	6	13	0	0	10	49.97	809	10249.24	5266	22571.62	18533	70064.23	24632	102960.1	8962	23323.44

Bankwise Progress under Investment Credit Under Agriculture-Outstanding Report of Manipur as on date 30-06-2022

(Amount in Rs. Lakhs)

Sl No.	Bank Name	As on 30.06.2022																		As on 31.03.2022			
		KCCs for AH and Allied Activities		Farm Production		Dairy		Farm Mechanisation		Poultry		fisheries		Godown		Clinic		Other		Total IC-Agri O/S		Total IC-Agri O/S	
		No.	Amt.	No.	Amt.	No.	Amt.	No.	Amt.	No.	Amt.	No.	Amt.	No.	Amt.	No.	Amt.	No.	Amt.	No.	Amt.	No.	Amt.
1	BOB	31	46.84	0	0	100	232.99	0	0	116	235.53	52	220.97	0	0	0	0	572	474.5	871	1210.83	635	694.09
2	BOI	2718	4715.99	0	0	0	0	0	0	0	0	309	709.79	0	0	0	0	0	0	3027	5425.78	2157	4281.85
3	BOM	0	0	0	0	0	0	0	0	0	0	2	1.6	0	0	0	0	0	0	2	1.6	0	0
4	CAN	2	0.71	0	0	24	89.63	7	29.1	69	73.09	39	295.83	0	0	0	0	458	863.7	599	1352.06	583	1320.29
5	CBI	4	11.12	0	0	51	165.6	0	0	18	20.84	9	46.63	0	0	0	0	248	443.35	330	687.54	207	462.32
6	IND	0	0	0	0	0	0	0	0	0	0	0	0	0	0	0	0	0	0	0	0	1	0.24
7	IOB	0	0	0	0	5	23.63	0	0	11	16.03	5	6.32	0	0	0	0	33	93.76	54	139.74	101	142.63
8	PNB	74	80.46	0	0	192	135.86	94	81.81	110	111.5	93	204.85	0	0	0	0	741	811.53	1304	1426.01	1263	1267.35
9	PSB	74	186.01	18	80.53	13	27.51	0	0	39	43.97	1	1.2	0	0	0	0	0	0	145	339.22	102	173.67
10	SBI	508	329.76	0	0	13	38.01	19	90.1	13	53.67	111	207.41	0	0	0	0	0	0	664	718.95	1114	1342.95
11	UCO	319	887.07	0	0	0	0	0	0	58	100.37	99	262.13	0	0	0	0	0	0	476	1249.57	441	1122.24
12	UNI	0	0	0	0	0	0	0	0	5	1.08	0	0	0	0	0	0	10	61.63	15	62.71	8	24.6
Pub	Total	3730	6257.96	18	80.53	398	713.23	120	201.01	439	656.08	720	1956.73	0	0	0	0	2062	2748.47	7487	12614.01	6612	10832.23
1	AXIS	0	0	0	0	0	0	0	0	0	0	0	0	0	0	0	0	0	0	0	0	0	0
2	BAND	0	0	0	0	0	0	0	0	0	0	0	0	0	0	0	0	0	0	0	0	0	0
3	HDFC	0	0	0	0	0	0	328	226.8	0	0	0	0	0	0	0	0	545	1254.76	873	1481.56	680	1382.35
4	ICICI	626	1048.07	0	0	37	53.76	0	0	2697	5873.92	646	1001.97	0	0	0	0	599	605.55	4605	8583.27	4488	8056.37
5	IDBI	0	0	0	0	0	0	0	0	0	0	0	0	0	0	0	0	162	137.52	162	137.52	161	130.45
6	INDUS	0	0	0	0	0	0	0	0	0	0	0	0	0	0	0	0	0	0	0	0	0	0
7	NESFB	0	0	0	0	0	0	0	0	0	0	0	0	0	0	0	0	0	0	0	0	0	0
8	YES	0	0	0	0	0	0	0	0	0	0	0	0	0	0	0	0	0	0	0	0	0	0
Priv	Total	626	1048.07	0	0	37	53.76	328	226.8	2697	5873.92	646	1001.97	0	0	0	0	1306	1997.83	5640	10202.35	5329	9569.17
1	MRB	0	0	0	0	0	0	0	0	0	0	0	0	0	0	0	0	0	0	0	0	0	0
RRB	Total	0	0	0	0	0	0	0	0	0	0	0	0	0	0	0	0	0	0	0	0	0	0
1	MSCB	807	584.89	0	0	355	339.18	0	0	124	184.84	627	1777.38	0	0	0	0	1148	1604.81	3061	4491.1	3334	4501.36
Grand	Total	5163	7890.92	18	80.53	790	1106.17	448	427.81	3260	6714.84	1993	4736.08	0	0	0	0	4516	6351.11	16188	27307.46	15275	24902.76

District wise Investment Credit Under Agriculture-Outstanding report of Manipur as on date 30-06-2022

(Amount in Rs.Lakhs)

Sl No.	District Name	As on 30.06.2022																			As on 31.03.2022		
		KCCs for AH and		Farm		Dairy		Farm		Poultry		fisheries		Godown		Clinic		Other		Total IC-Agri O/S		Total IC-Agri O/S	
		No.	Amt.	No.	Amt.	No.	Amt.	No.	Amt.	No.	Amt.	No.	Amt.	No.	Amt.	No.	Amt.	No.	Amt.	No.	Amt.	No.	Amt.
1	BISHNUPUR	846	1219.97	0	0	40	75.73	20	25.29	2013	4420.04	811	1613.13	0	0	0	0	678	795.12	4408	8149.28	4301	7734.66
2	CHANDEL	63	47.15	0	0	0	0	2	5.65	8	22.25	0	0	0	0	0	0	0	0	73	75.05	80	83.05
3	CHURACHANDPU	276	520.96	0	0	177	95.13	17	10.19	372	900.09	254	408.37	0	0	0	0	534	569.01	1630	2503.75	1532	2225.4
4	IMPHALEAST	737	769.44	9	51.81	147	312.2	199	110.77	230	221.75	175	486.43	0	0	0	0	634	1127.04	2131	3079.44	1627	2463.47
5	IMPHALWEST	1527	3072.43	9	28.72	304	436.89	88	166.78	175	395.74	307	1172.69	0	0	0	0	1463	2230.96	3873	7504.21	3922	7003.6
6	JIRIBAM	5	4.51	0	0	0	0	0	0	0	0	0	0	0	0	0	0	4	3.11	9	7.62	7	1.44
7	KAKCHING	129	150.64	0	0	3	2.57	3	6.38	25	46.63	101	224.77	0	0	0	0	21	32.47	282	463.46	384	581.42
8	KAMJONG	0	0	0	0	0	0	0	0	0	0	0	0	0	0	0	0	0	0	0	0	0	0
9	KANGPOKPI	30	36.87	0	0	16	45.6	0	0	29	36.45	4	4.54	0	0	0	0	124	150.4	203	273.86	140	153.46
10	NONEY	0	0	0	0	0	0	0	0	0	0	0	0	0	0	0	0	0	0	0	0	0	0
11	PHERZAWL	0	0	0	0	0	0	0	0	0	0	0	0	0	0	0	0	0	0	0	0	0	0
12	SENAPATI	124	71.08	0	0	3	10.24	13	7.88	5	2.9	14	18.54	0	0	0	0	37	58.2	196	168.84	229	158.59
13	TAMENGLONG	229	163.32	0	0	68	77.01	2	0.05	12	33.84	103	309.47	0	0	0	0	184	213.15	598	796.84	700	823.87
14	TENGNOUNPAL	42	39.71	0	0	0	0	1	1.92	0	0	1	6.99	0	0	0	0	27	14.85	71	63.47	77	62.15
15	THOUBAL	1133	1751.84	0	0	24	42.57	103	92.9	377	592.04	221	475.89	0	0	0	0	617	872.12	2475	3827.36	2022	3183.4
16	UKHRUL	22	43	0	0	8	8.23	0	0	14	43.11	2	15.26	0	0	0	0	193	284.68	239	394.28	254	428.25
Grand Total		5163	7890.92	18	80.53	790	1106.17	448	427.81	3260	6714.84	1993	4736.08	0	0	0	0	4516	6351.11	16188	27307.46	15275	24902.76

**Bankwise Progress under KISAN CREDIT CARD Report of Manipur during the FY-2022-2023 & O/S as on date 30-06-2022
(Amount in Rs. Lakhs)**

Sl No.	Bank Name	No. of KCC issued during quarter (Including renewal)		Total O/S KCC No.		Number of rupay card Issued	KCC Card activated	No. of KCC for animal husbandary issued during quarter (Including renewal)		AH Total no. of KCC	AH Outstanding amount.		AH Number of rupay card Issued	AH Card activated	No. of KCC for Fishries issued during quarter (including renewal)		Fishery Total no. of KCC	Fishery Outstanding amount.		Fishery Number of rupay card Issued	Fishery Card activated
		No.	Amt.	No.	Amt.			No.	Amt.		No.	Amt.			No.	Amt.		No.	Amt.		
1	BOB	12	46.39	693	800.99	155	733	106	248.5	210	340	6	185	1	3	54	88	2	55		
2	BCI	667	1418.43	2550	4460.35	0	0	0	0	0	0	0	0	1	5	79	132.66	0	0		
3	BOM	0	0	0	0	0	0	0	0	0	0	0	0	2	1.6	2	0.26	2	2		
4	CAN	0	0	0	0	0	0	0	0	0	0	0	0	0	0	0	0	0	0		
5	CBI	21	8.34	479	223.47	455	406	2	8.58	2	8.58	0	0	0	0	2	2.54	0	0		
6	IND	13	1.6	469	359.65	156	2	0	0	11	13.2	0	0	1	1.6	5	5.95	0	0		
7	IOB	0	0	11	18.62	11	0	0	0	0	0	0	0	0	0	0	0	0	0		
8	PNB	237	85.19	9824	5931.27	2611	2223	17	41.85	45	44.37	27	8	2	13.35	9	17.34	0	0		
9	PSB	4	9.42	29	59.6	29	29	1	1.17	13	20.3	13	13	0	0	0	0	0	0		
10	SBI	1077	186.56	2263	1190.3	1239	594	463	84.16	508	329.76	53	53	139	0	167	248.14	2	2		
11	UCO	32	64.29	1316	1202.44	404	404	32	65.03	272	626.86	0	0	2	4	45	132.37	0	0		
12	UNI	0	0	5	6.75	1	1	0	0	0	0	0	0	0	0	0	0	0	0		
Public	Total	2063	1820.22	17639	14253.4	5061	4392	621	449.29	1061	1383.07	99	259	148	28.55	363	627.26	6	59		
1	AXIS	11	58.64	76	1086.99	66	66	0	0	0	0	0	0	0	0	0	0	0	0		
2	BAND	0	0	0	0	0	0	0	0	0	0	0	0	0	0	0	0	0	0		
3	HDFC	326	386.23	1056	1421.61	171	39	0	0	0	0	0	0	0	0	0	0	0	0		
4	ICICI	1	0.14	3	6.2	3	1	0	0	0	0	0	0	0	0	0	0	0	0		
5	IDBI	0	0	1072	519.05	1072	1072	0	0	0	0	0	0	0	0	0	0	0	0		
6	INDUS	0	0	0	0	0	0	0	0	0	0	0	0	0	0	0	0	0	0		
7	NESFB	0	0	0	0	0	0	0	0	0	0	0	0	0	0	0	0	0	0		
8	YES	0	0	0	0	0	0	0	0	0	0	0	0	0	0	0	0	0	0		
Private	Total	338	445.01	2207	3033.85	1312	1178	0	0	0	0	0	0	0	0	0	0	0	0		
1	MRB	301	167.32	10414	4175.5	10414	10414	16	14.77	465	291.23	465	465	4	5.48	117	58.44	117	117		
RRB	Total	301	167.32	10414	4175.5	10414	10414	16	14.77	465	291.23	465	465	4	5.48	117	58.44	117	117		
1	MSCB	139	98.34	2146	1129.71	1993	1970	56	50.54	1019	727.02	882	882	39	46.14	117	126.7	131	124		
Grand	Total	2841	2530.89	32406	22592.5	18780	17954	693	514.6	2545	2401.32	1446	1606	191	80.17	597	812.4	254	300		

District wise progress under KCC report of Manipur during the FY2022-2023 & O/S as on date 30-06-2022
(Amount in Rs.Lakhs)

Sl No.	District Name	No. of KCC issued during quarter (Including renewal)	KCC Disbursed Amount during quarter	Total O/S KCC No.	Total O/S KCC Amount.	Number of rupay card Issued	KCC Card activated	No. of KCC for animal husbandary issued during quarter (Including renewal)	KCC for animal husbandary Amount disbursed during quarter	AH Total no. of KCC	AH Outstanding amount.	AH Number of rupay card Issued	AH Card activated	No. of KCC for Fishries issued during quarter (including renewal)	KCC for Fishery Amount disbursed during quarter	Fishery Total no. of KCC	Fishery Outstanding amount.	Fishery Number of rupay card Issued	Fishery Card activated
		No.	Amt.	No.	Amt.	No.	Amt.	No.	Amt.	No.	Amt.	No.	Amt.	No.	Amt.	No.	Amt.	No.	Amt.
1	BISHNUPUR	223	252.56	5115	2475.48	4630	4629	66	33.11	256	219	147	147	55	30.17	193	178.49	131	124
2	CHANDEL	1	0	118	81.45	1	1	45	15.09	65	50.28	8	8	1	0	1	0.4	1	1
3	CHURACHANDPUR	343	120.35	1736	984.33	1334	975	49	64.68	207	416.9	40	61	3	4.8	40	78.63	8	23
4	IMPHALEAST	281	306.93	3283	2102.77	2267	2197	69	75.25	394	317.93	289	342	3	10.18	34	63.4	5	20
5	IMPHALWEST	492	926.36	14037	11276.37	6029	5881	163	126.47	713	623.52	445	484	22	9.6	90	112.96	36	55
6	JIRIBAM	15	3.35	59	20.35	0	0	0	0	0	0	0	0	1	3.35	5	4.51	0	0
7	KAKCHING	40	20.31	901	451.66	753	703	101	48.12	348	308.98	216	216	81	11.67	162	248.57	49	49
8	KAMJONG	5	1.72	9	5.62	9	8	0	0	0	0	0	0	0	0	0	0	0	0
9	KANGPOKPI	127	20.1	1048	698.21	371	402	43	70.4	94	122.53	5	71	0	0	4	12	0	4
10	NONEY	9	1.41	161	94.1	151	147	0	0	4	2.54	4	4	0	0	0	0	0	0
11	PHERZAWL	7	2.8	7	6.18	4	0	0	0	0	0	0	0	0	0	0	0	0	0
12	SENAPATI	705	115.96	1669	982.75	600	336	70	11.59	91	38.77	0	0	2	0	2	0.75	0	0
13	TAMENGLONG	14	17.41	41	26.49	0	0	7	9.9	8	11.09	0	0	1	0.5	2	2.55	0	0
14	TENGNUPAL	27	14.15	192	102.51	112	106	30	10.6	71	50.69	27	27	1	0	2	8.29	1	1
15	THOUBAL	527	707.78	3554	2930.62	2297	2349	46	46.94	265	201.32	246	227	21	9.9	61	100.49	23	23
16	UKHRUL	25	19.7	476	353.61	222	220	4	2.45	29	37.77	19	19	0	0	1	1.36	0	0
Grand Total		2841	2530.89	32406	22592.5	18780	17954	693	514.6	2545	2401.32	1446	1606	191	80.17	597	812.4	254	300

**Bankwise Progress under FI & KCC Report of
Manipur as on date 30-06-2022**

Sl No.	Bank Name	Inactive CSPs	RuPay card	First time active	Aadhaar Authentic	RuPay card
1	BOB	0	8714	1880	48510	18
2	BOI	5	708	220	2080	96
3	BOM	0	154	120	5216	2
4	CAN	1	6114	225	16769	60
5	CBI	2	24319	0	102509	9
6	IND	0	1494	13608	39693	157
7	IOB	0	12014	12014	28939	197
8	PNB	0	522211	924	25235	697
9	PSB	0	9350	0	40675	7229
10	SBI	0	295026	295026	493923	837
11	UCO	0	16384	2	12446	858
12	UNI	0	3914	0	11742	2
Public	Total	8	900402	324019	827737	10162
1	AXIS	0	6609	0	30137	66
2	BAND	0	0	0	0	0
3	HDFC	4	1990	1990	11202	171
4	ICICI	0	767	160	14214	0
5	IDBI	0	0	0	4701	1072
6	INDUS	0	868	0	8452	0
7	NESFB	0	0	0	0	0
8	YES	0	52	0	767	0
Private	Total	4	10286	2150	69473	1309
1	MRB	0	71780	61917	168055	10414
RRB	Total	0	71780	61917	168055	10414
1	MSCB	0	2869	3646	25501	1482
Grand	Total	12	985337	391732	1090766	23367

**District wise progress under FI & KCC
report of Manipur as on date 30-06-2022**

Sl No.	District Name	Inactive CSPs	RuPay card	First time active	Aadhaar Authentic	RuPay card
1	BISHNUP	0	115845	44317	115001	4718
2	CHANDEL	0	9078	6903	14958	62
3	CHURAC	3	70816	44442	112708	1210
4	IMPHALE	2	139130	41897	154097	6247
5	IMPHAL	2	184262	89978	374397	6462
6	JIRIBAM	0	52552	124	170	0
7	KAKCHIN	0	74088	27718	57253	751
8	KAMJON	0	2216	2216	1898	0
9	KANGPO	0	20878	21425	49486	455
10	NONEY	0	6764	5447	6605	150
11	PHERZA	0	264	264	407	1
12	SENAPAT	2	52892	24752	37682	542
13	TAMENG	0	76320	2310	1189	3
14	TENGNO	0	21268	7313	16907	120
15	THOUBAL	3	90600	56378	126547	2386
16	UKHRUL	0	68364	16248	21461	260
Grand	Total	12	985337	391732	1090766	23367

Bankwise Progress under SHG Report of Manipur during the FY-2022-2023 & O/S as on date 30-06-2022
(Amount in Rs. Lakhs)

Sl No.	Bank Name	As on 30.06.2022													As on 31.03.2022				
		During the Quarter Savings Linked		During the Quarter Credit Linked		Current FY Savings Linked		Current FY Credit Linked		SHG O/S		SHG NPA		SHG NPA Amt. %	SHG O/S		SHG NPA		SHG NPA Amt. %
		No.	Amt.	No.	Amt.	No.	Amt.	No.	Amt.	No.	Amt.	No.	Amt.		No.	Amt.			
1	BOB	0	0	4	1.96	0	0	4	1.96	89	76.79	4	5.07	6.6	89	77.21	3	3.2	4.14
2	BOI	14	1002.4	18	23.4	37	25002.4	18	23.4	0	0	0	0	0	114	73.56	0	0	0
3	BOM	0	0	0	0	0	0	0	0	0	0	0	0	0	0	0	0	0	0
4	CAN	10	0.1	15	15.45	27	0.21	15	15.45	51	32.57	0	0	0	38	25.68	0	0	0
5	CBI	22	0.53	4	5.98	22	0.53	4	5.98	21	20.34	10	9.6	47.2	20	22.86	13	16.39	71.7
6	IND	0	0	0	0	28	0.92	3	3.74	3	3.74	1	1.52	40.64	3	4.1	1	1.52	37.07
7	IOB	0	0	0	0	0	0	0	0	0	0	0	0	0	0	0	0	0	0
8	PNB	2	0.04	3	4.9	2	0.04	3	4.9	354	110.38	250	51.62	46.77	353	119.61	258	58.09	48.57
9	PSB	249	13.66	1	0	0	0	0	0	0	0	0	0	0	0	0	0	0	0
10	SBI	2272	117.55	0	0	2272	117.55	87	100.4	163	198.88	0	0	0	158	199.53	23	15.29	7.66
11	UCO	7	0.07	2	12	7	0.07	2	12	53	59.22	2	1.45	2.45	55	54.61	2	1.57	2.87
12	UNI	0	0	0	0	0	0	0	0	0	0	0	0	0	0	0	0	0	0
Pub	Total	2576	1134.35	47	63.69	2395	25121.72	136	167.83	734	501.92	267	69.26	13.8	830	577.16	300	96.06	16.64
1	AXIS	0	0	0	0	0	0	0	0	0	0	0	0	0	0	0	0	0	0
2	BAND	0	0	0	0	0	0	0	0	0	0	0	0	0	0	0	0	0	0
3	HDFC	0	0	0	0	0	0	0	0	0	0	0	0	0	0	0	0	0	0
4	ICICI	0	0	0	0	0	0	0	0	0	0	0	0	0	0	0	0	0	0
5	IDBI	0	0	0	0	0	0	0	0	3	22.37	0	0	0	3	23.33	0	0	0
6	INDUS	0	0	0	0	0	0	0	0	0	0	0	0	0	0	0	0	0	0
7	NESFB	0	0	0	0	0	0	0	0	0	0	0	0	0	0	0	0	0	0
8	YES	0	0	0	0	0	0	0	0	0	0	0	0	0	0	0	0	0	0
Priv	Total	0	0	0	0	0	0	0	0	3	22.37	0	0	0	3	23.33	0	0	0
1	MRB	525	24.35	196	296.1	525	24.35	196	296.1	2329	2307.73	448	263.83	11.43	2276	2281.57	474	274.05	12.01
RRB	Total	525	24.35	196	296.1	525	24.35	196	296.1	2329	2307.73	448	263.83	11.43	2276	2281.57	474	274.05	12.01
1	MSCB	74	34.01	28	42.5	74	34.01	28	42.5	339	331.07	12	9.3	2.81	399	401.96	13	9.35	2.33
Grand	Total	3175	1192.71	271	402.29	2994	25180.08	360	506.43	3405	3163.09	727	342.39	10.82	3508	3284.02	787	379.46	11.55

District wise SHG report of Manipur during the FY 2022-2023 & O/S as on date 30-06-2022

Sl No.	District Name	As on 30.06.2022													As on 31.03.2022				
		During the Quarter Savings Linked		During the Quarter Credit Linked		Current FY Savings Linked		Current FY Credit Linked		SHG O/S		SHG NPA		SHG NPA Amt. %	SHG O/S		SHG NPA		SHG NPA Amt. %
		No.	Amt.	No.	Amt.	No.	Amt.	No.	Amt.	No.	Amt.	No.	Amt.		No.	Amt.	No.	Amt.	
1	BISHNUPUR	169	9.4	18	35.4	169	9.4	18	35.4	354	270.61	93	37.37	13.81	375	274.22	103	41.97	15.31
2	CHANDEL	54	6.44	0	0	54	6.44	0	0	3	0.45	1	0.45	100	3	0.61	1	0.58	95.08
3	CHURACHANDPUR	889	36.75	15	16.25	897	36.81	15	16.25	247	117.79	152	31.27	26.55	264	147.42	161	37.8	25.64
4	IMPHALEAST	317	10.76	123	182.56	159	3.48	123	182.56	1008	966.44	70	48.25	4.99	1024	986.5	83	60.98	6.18
5	IMPHALWEST	527	37.41	44	62	510	37.06	86	104.24	602	659.66	107	80.17	12.15	612	699.61	108	77.7	11.11
6	JIRIBAM	8	0.71	2	2	8	0.71	2	2	4	3.33	1	0.33	9.91	2	0.33	1	0.33	100
7	KAKCHING	104	16.3	7	11.5	116	16.64	31	36.42	108	87.4	23	8.3	9.5	94	76.56	25	9.93	12.97
8	KAMJONG	107	2.15	0	0	107	2.15	0	0	0	0	0	0	0	0	0	0	0	0
9	KANGPOKPI	70	1.24	8	12	78	1.38	8	12	32	32.5	0	0	0	31	31.24	0	0	0
10	NONEY	39	1.51	2	4	39	1.51	2	4	73	60.2	47	29.8	49.5	76	59.94	49	31.26	52.15
11	PHERZAWL	3	0.05	0	0	3	0.05	0	0	0	0	0	0	0	0	0	0	0	0
12	SENAPATI	298	1016.68	4	7.91	321	25016.68	11	18.05	57	71.2	2	1.48	2.08	45	58.25	12	9.03	15.5
13	TAMENGLONG	16	1.17	1	1.52	24	1.22	1	1.52	10	4.98	6	0.86	17.27	10	3.95	7	0.94	23.8
14	TENGNUPAL	136	9.97	9	15.2	136	9.97	17	33.04	196	242.93	0	0	0	218	261.04	2	1.29	0.49
15	THOUBAL	425	41.93	38	51.95	360	36.34	46	60.95	553	522.28	160	93.93	17.98	594	556.26	169	97.35	17.5
16	UKHRUL	13	0.24	0	0	13	0.24	0	0	158	123.32	65	10.18	8.25	160	128.09	66	10.3	8.04
Grand Total		3175	1192.71	271	402.29	2994	25180.08	360	506.43	3405	3163.09	727	342.39	10.82	3508	3284.02	787	379.46	11.55

**Bankwise Progress under JLG Report of Manipur
during the FY 2022-2023 & O/S as on date
30-06-2022
(Amount in Rs. Lakhs)**

Sl No.	Bank Name	CY Disbursement No.	CY Disbursement Amt.	Outstanding No.	Outstanding Amt.
1	BOB	1	2	1	1.85
2	BOI	0	0	0	0
3	BOM	0	0	0	0
4	CAN	0	0	0	0
5	CBI	0	0	3	5.65
6	IND	0	0	0	0
7	IOB	0	0	0	0
8	PNB	0	0	1	0.65
9	PSB	0	0	0	0
10	SBI	0	0	0	0
11	UCO	64	55.65	68	43.66
12	UNI	0	0	0	0
Pub	Total	65	57.65	73	51.81
1	AXIS	133	44.48	1196	272.1
2	BAND	0	0	0	0
3	HDFC	3002	966.75	1654	2548.53
4	ICICI	0	0	0	0
5	IDBI	0	0	0	0
6	INDUS	0	0	0	0
7	NESFB	0	0	2172	275.44
8	YES	0	0	0	0
Priv	Total	3135	1011.23	5022	3096.07
1	MRB	0	0	39	20.7
RRB	Total	0	0	39	20.7
1	MSCB	0	0	1090	1257.99
Grand	Total	3200	1068.88	6224	4426.57

**District-wise progress under JLG
report of Manipur during the FY 2022-
2023 & O/S as on date 30-06-2022
(Amount in Rs.Lakhs)**

Sl No.	District Name	CY Disbursement No.	CY Disbursement	Outstanding No.	Outstanding Amt.
1	BISHNUP	67	23.72	118	317.72
2	CHANDEL	0	0	1	0.85
3	CHURAC	0	0	4	14.37
4	IMPHALE	1428	483.77	2367	1840.57
5	IMPHAL	727	259.25	2948	1164.32
6	JIRIBAM	0	0	0	0
7	KAKCHIN	0	0	51	87.72
8	KAMJON	0	0	0	0
9	KANGPO	1	2	27	28.14
10	NONEY	0	0	0	0
11	PHERZA	0	0	0	0
12	SENAPAT	34	10.32	7	11.16
13	TAMENG	0	0	0	0
14	TENGNO	0	0	0	0
15	THOUBAL	941	289.19	687	934.36
16	UKHRUL	2	0.63	14	27.36
Grand	Total	3200	1068.88	6224	4426.57

Bankwise Progress under NRLM Report of Manipur during the FY-2022-2023 & O/S as on date 30-06-2022

(Amount in Rs. Lakhs)

Sl No.	Bank Name	As on 30.06.2022								As on 31.03.2021	
		Current Year Self-Help Group		NRLM O/S		NRLM Irregular		NRLM NPA		NRLM O/S Amt.	NRLM NPA Amt.
		No.	Amt	No.	Amt	No.	Amt	No.	Amt		
1	BOB	4	4	58	41.39	0	0	0	0	39.43	0
2	BOI	31	41.4	0	0	0	0	0	0	71.34	0
3	BOM	0	0	0	0	0	0	0	0	0	0
4	CAN	0	0	6	2.98	0	0	0	0	3.51	0
5	CBI	8	7.89	21	17.79	2	1.52	0	0	12.64	0
6	IND	0	0	1	1.4	0	0	0	0	1.68	0
7	IOB	8	17	0	0	0	0	0	0	0	0
8	PNB	3	18	229	70.26	8	2.93	0	0	70.77	42.64
9	PSB	249	13.28	0	0	0	0	0	0	0	0
10	SBI	25	49.95	74	85.21	1	0.02	0	0	72.78	0.08
11	UCO	24	105.5	52	57.36	2	6.12	2	1.45	52.68	2.97
12	UNI	0	0	0	0	0	0	0	0	0	0
Pub	Total	352	257.02	441	276.39	13	10.59	2	1.45	324.83	45.69
1	AXIS	0	0	0	0	0	0	0	0	0	0
2	BAND	0	0	0	0	0	0	0	0	0	0
3	HDFC	0	0	0	0	0	0	0	0	0	0
4	ICICI	0	0	0	0	0	0	0	0	0	0
5	IDBI	0	0	1	5.76	0	0	0	0	6.6	0
6	INDUS	0	0	0	0	0	0	0	0	0	0
7	NESFB	0	0	0	0	0	0	0	0	0	0
8	YES	0	0	0	0	0	0	0	0	0	0
Priv	Total	0	0	1	5.76	0	0	0	0	6.6	0
1	MRB	140	190.3	1422	1489.13	0	0	149	107.86	1167.15	15.63
RRB	Total	140	190.3	1422	1489.13	0	0	149	107.86	1167.15	15.63
1	MSCB	23	28	77	48.67	0	0	8	5.71	40.3	0
Grand	Total	515	475.32	1941	1819.95	13	10.59	159	115.02	1538.88	61.32

**District wise progress under NRLM report of Manipur during the FY 2022-2023 & O/S as on date
30-06-2022**

(Amount in Rs.Lakhs)

Sl No.	DistrictName	30.06.2022									As on 31.03.2022	
		Current Year Self-Help Group		NRLM O/S		NRLM Irregular		NRLM NPA		NRLM NPA Amt. %	NRLM O/S Amt.	NRLM NPA Amt. %
		No.	Amt.	No.	Amt.	No.	Amt.	No.	Amt.			
1	BISHNUPUR	0	0	26	17.39	0	0	14	4.95	28.46	11.26	0.71
2	CHANDEL	0	0	3	0.45	0	0	1	0.45	100	0.61	95.08
3	CHURACHANDPUR	25	24.97	235	96.38	3	1.54	0	0	0	67.95	41.72
4	IMPHALEAST	289	267.25	849	819.11	7	8.17	27	16.09	1.96	808.34	1.97
5	IMPHALWEST	59	43.53	218	259.27	2	0.39	7	4.16	1.6	236.49	3.08
6	JIRIBAM	2	12	3	3	0	0	0	0	0	0	0
7	KAKCHING	0	0	33	33.04	0	0	1	0.31	0.94	33.53	0
8	KAMJONG	0	0	0	0	0	0	0	0	0	0	0
9	KANGPOKPI	8	17	0	0	0	0	0	0	0	0	0
10	NONEY	0	0	22	13.52	0	0	19	11.67	86.32	0	0
11	PHERZAWL	0	0	0	0	0	0	0	0	0	0	0
12	SENAPATI	5	9.5	15	13.16	1	0.49	1	1	7.6	11.83	18.17
13	TAMENGLONG	0	0	4	0.71	0	0	0	0	0	0.71	100
14	TENGNOUNPAL	23	51.15	174	196.89	0	0	0	0	0	159.46	0
15	THOUBAL	104	49.92	349	359.66	0	0	88	75.62	21.03	198.77	2.9
16	UKHRUL	0	0	10	7.37	0	0	1	0.77	10.45	9.93	4.63
Grand Total		515	475.32	1941	1819.95	13	10.59	159	115.02	6.32	1538.88	3.98

Bankwise Progress under NULM Report of Manipur during the FY-2022-2023 & O/S as on date 30-06-2022

(Amount in Rs. Lakhs)

Sl No.	Bank Name	As on 30.06.2022														As on 31.03.2022								
		Sep-I		Sep-G		Sep-G No. of Beneficiary	SHG		SHG No. of Beneficiary	Women SHG		Women SHG No. of Beneficiary	Total Current Year NULM .		NULM O/S		NULM NPA		NULM NPA Amt. %	NULM O/S Amt.		NULM NPA		NULM NPA Amt. %
		No.	Amt.	No.	Amt.		No.	Amt.		No.	Amt.		No.	Amt.	No.	Amt.	No.	Amt.		No.	Amt.	No.	Amt.	
1	BOB	0	0	0	0	0	0	0	0	0	0	0	0	0	0	0	0	0	0	0	0	0	0	0
2	BOI	0	0	0	0	0	0	0	0	4	48.3	1240	0	0	0	0	0	0	0	0	0	0	0	0
3	BOM	0	0	0	0	0	0	0	0	0	0	0	0	0	0	0	0	0	0	0	0	0	0	0
4	CAN	0	0	0	0	0	0	0	0	0	0	0	0	0	2	1.62	1	0.83	51.23	1.62	1	0.83	51.23	0
5	CBI	0	0	1	0.37	9	1	0.37	9	1	0.37	9	2	0.74	1	0.37	0	0	0	0	0	0	0	0
6	IND	0	0	0	0	0	0	0	0	0	0	0	0	0	2	2.34	1	1.52	64.96	2.42	1	1.52	62.81	0
7	IOB	0	0	0	0	0	0	0	0	0	0	0	0	0	0	0	0	0	0	0	0	0	0	0
8	PNB	0	0	0	0	0	0	0	0	0	0	0	0	0	99	40.25	81	15.67	38.93	21.99	80	13.8	62.76	0
9	PSB	0	0	0	0	0	0	0	0	0	0	0	0	0	0	0	0	0	0	0	0	0	0	0
10	SBI	0	0	0	0	0	12	16.79	12	9	12.37	11	12	16.79	14	21.65	0	0	0	4.99	0	0	0	0
11	UCO	0	0	0	0	0	0	0	0	0	0	0	0	0	1	1.81	0	0	0	1.92	0	0	0	0
12	UNI	0	0	0	0	0	0	0	0	0	0	0	0	0	0	0	0	0	0	0	0	0	0	0
Pub	Total	0	0	1	0.37	9	13	17.16	21	14	61.04	1260	14	17.53	119	68.04	83	18.02	26.48	32.94	82	16.15	49.03	0
1	AXIS	0	0	0	0	0	0	0	0	0	0	0	0	0	3	0.51	1	0.22	43.14	0.56	1	0.22	39.29	0
2	BAND	0	0	0	0	0	0	0	0	0	0	0	0	0	0	0	0	0	0	0	0	0	0	0
3	HDFC	0	0	0	0	0	0	0	0	0	0	0	0	0	0	0	0	0	0	0	0	0	0	0
4	ICICI	0	0	0	0	0	0	0	0	0	0	0	0	0	0	0	0	0	0	0	0	0	0	0
5	IDBI	0	0	0	0	0	0	0	0	0	0	0	0	0	0	0	0	0	0	0	0	0	0	0
6	INDUS	0	0	0	0	0	0	0	0	0	0	0	0	0	0	0	0	0	0	0	0	0	0	0
7	NESFB	0	0	0	0	0	0	0	0	0	0	0	0	0	0	0	0	0	0	0	0	0	0	0
8	YES	0	0	0	0	0	0	0	0	0	0	0	0	0	0	0	0	0	0	0	0	0	0	0
Priv	Total	0	0	0	0	0	0	0	0	0	0	0	0	0	3	0.51	1	0.22	43.14	0.56	1	0.22	39.29	0
1	MRB	0	0	0	0	0	8	23	80	8	23	80	8	23	84	109.39	12	6.75	6.17	95.11	13	6.76	7.11	0
RRB	Total	0	0	0	0	0	8	23	80	8	23	80	8	23	84	109.39	12	6.75	6.17	95.11	13	6.76	7.11	0
1	MSCB	0	0	0	0	0	0	0	0	0	0	0	0	0	0	0	0	0	0	0	0	0	0	0
Grand	Total	0	0	1	0.37	9	21	40.16	101	22	84.04	1340	22	40.53	206	177.94	96	24.99	14.04	128.61	96	23.13	17.98	0

District wise NULM report of Manipur during the FY2022-2023 & O/S as on date 30-06-2022

(Amount in Rs.Lakhs)

Sl No.	DistrictName	As on 30.06.2022														As on 31.03.2022							
		Sep-I		Sep-G		Sep-G No. of Beneficiary	SHG		SHG No. of Beneficiary	Women SHG		Women SHG No. of Beneficiary	Total Current Year		NULM O/S		NULM NPA		NULM NPA Amt. %	NULM O/S Amt.	NULM NPA		NULM NPA Amt. %
		No.	Amt.	No.	Amt.		No.	Amt.		No.	Amt.		No.	Amt.	No.	Amt.	No.	Amt.			No.	Amt.	
1	BISHNUPUR	0	0	0	0	0	1	0.72	1	0	0	1	1	0.72	12	11.11	5	0.6	5.4	11.07	4	0.56	5.06
2	CHANDEL	0	0	0	0	0	0	0	0	0	0	0	0	0	0	0	0	0	0	0	0	0	0
3	CHURACHANDPUR	0	0	1	0.37	9	1	0.37	9	1	0.37	9	2	0.74	7	2.35	6	1.98	84.26	1.98	6	1.98	100
4	IMPHALEAST	0	0	0	0	0	2	3.5	20	6	51.8	1260	2	3.5	21	20.13	3	3.15	15.65	18.57	3	3.15	16.96
5	IMPHALWEST	0	0	0	0	0	14	24.57	41	12	20.87	40	14	24.57	31	44.29	5	3.05	6.89	18.83	7	3.1	16.46
6	JIRIBAM	0	0	0	0	0	0	0	0	0	0	0	0	0	9	7.78	3	2.97	38.17	8.37	3	2.97	35.48
7	KAKCHING	0	0	0	0	0	0	0	0	0	0	0	0	0	11	6.61	5	1.93	29.2	6.61	5	1.93	29.2
8	KAMJONG	0	0	0	0	0	0	0	0	0	0	0	0	0	0	0	0	0	0	0	0	0	0
9	KANGPOKPI	0	0	0	0	0	0	0	0	0	0	0	0	0	0	0	0	0	0	0	0	0	0
10	NONEY	0	0	0	0	0	0	0	0	0	0	0	0	0	3	2.22	2	1.48	66.67	2.2	2	1.48	67.27
11	PHERZAWL	0	0	0	0	0	0	0	0	0	0	0	0	0	0	0	0	0	0	0	0	0	0
12	SENAPATI	0	0	0	0	0	0	0	0	0	0	0	0	0	5	17.2	1	1.87	10.87	0.6	0	0	0
13	TAMENGLONG	0	0	0	0	0	0	0	0	0	0	0	0	0	4	0.27	3	0.23	85.19	0.27	3	0.23	85.19
14	TENGNUPAL	0	0	0	0	0	0	0	0	0	0	0	0	0	0	0	0	0	0	0	0	0	0
15	THOUBAL	0	0	0	0	0	3	11	30	3	11	30	3	11	38	58.97	4	0.97	1.64	53.11	4	0.97	1.83
16	UKHRUL	0	0	0	0	0	0	0	0	0	0	0	0	0	65	7.01	59	6.76	96.43	7	59	6.76	96.57
Grand Total		0	0	1	0.37	9	21	40.16	101	22	84.04	1340	22	40.53	206	177.94	96	24.99	14.04	128.61	96	23.13	17.98

**Bankwise POSITION OF NPA UNDER GOVT. SPONSORED SCHEMES Report of Manipur as on date 30-06-2022
(Amount in Rs.Lakhs)**

Sl No.	Bank Name	NRLM O/S		NRLM Irregular A/C		NRLM NPA		NULM O/S		NULM NPA		PMEGP O/S		PMEGP NPA		SHG O/S		SHG NPA		SUI O/S		SUI NPA	
		No.	Amt.	No.	Amt.	No.	Amt.	No.	Amt.	No.	Amt.	No.	Amt.	No.	Amt.	No.	Amt.	No.	Amt.	No.	Amt.	No.	Amt.
1	BOB	58	41.39	0	0	0	0	0	0	0	0	408	1452	36	190.7	89	76.79	4	5.07	16	256.89	7	77.07
2	BOI	0	0	0	0	0	0	0	0	0	0	325	867.6	83	246.1	0	0	0	0	0	0	0	0
3	BOM	0	0	0	0	0	0	0	0	0	0	10	42.63	0	0	0	0	0	0	0	0	0	0
4	CAN	6	2.98	0	0	0	0	2	1.62	1	0.83	334	1204	102	224.3	51	32.57	0	0	5	40.56	0	0
5	CBI	21	17.79	2	1.52	0	0	1	0.37	0	0	505	1830	246	676.3	21	20.34	10	9.6	1	0.08	0	0
6	IND	1	1.4	0	0	0	0	2	2.34	1	1.52	245	915.9	91	196.6	3	3.74	1	1.52	1	9.52	0	0
7	IOB	0	0	0	0	0	0	0	0	0	0	44	249.7	11	30.89	0	0	0	0	0	0	0	0
8	PNB	229	70.26	8	2.93	0	0	99	40.25	81	15.67	1490	2972	832	1489	354	110.4	250	51.62	23	309.74	14	226.15
9	PSB	0	0	0	0	0	0	0	0	0	0	334	1265	113	323	0	0	0	0	20	116.7	0	0
10	SBI	74	85.21	1	0.02	0	0	14	21.65	0	0	1668	3238	829	1454	163	198.9	0	0	60	1040.5	0	0
11	UCO	52	57.36	2	6.12	2	1.45	1	1.81	0	0	824	1279	450	907.8	53	59.22	2	1.45	0	0	0	0
12	UNI	0	0	0	0	0	0	0	0	0	0	12	32.67	0	0	0	0	0	0	0	0	0	0
Pub	Total	441	276.4	13	10.59	2	1.45	119	68.04	83	18.02	6199	15348	2793	5739	734	501.9	267	69.26	126	1774	21	303.22
1	AXIS	0	0	0	0	0	0	3	0.51	1	0.22	179	210	33	43.3	0	0	0	0	0	0	0	0
2	BAND	0	0	0	0	0	0	0	0	0	0	0	0	0	0	0	0	0	0	0	0	0	0
3	HDFC	0	0	0	0	0	0	0	0	0	0	2	0.82	0	0	0	0	0	0	7	93.7	0	0
4	ICICI	0	0	0	0	0	0	0	0	0	0	2	1.97	1	0.29	0	0	0	0	0	0	0	0
5	IDBI	1	5.76	0	0	0	0	0	0	0	0	86	257.6	0	0	3	22.37	0	0	6	39.15	0	0
6	INDUS	0	0	0	0	0	0	0	0	0	0	0	0	0	0	0	0	0	0	0	0	0	0
7	NESFB	0	0	0	0	0	0	0	0	0	0	0	0	0	0	0	0	0	0	0	0	0	0
8	YES	0	0	0	0	0	0	0	0	0	0	0	0	0	0	0	0	0	0	0	0	0	0
Priv	Total	1	5.76	0	0	0	0	3	0.51	1	0.22	269	470.4	34	43.59	3	22.37	0	0	13	132.85	0	0
1	MRB	1422	1489	0	0	149	107.9	84	109.4	12	6.75	0	0	0	0	2329	2308	448	263.83	14	178.63	5	58.98
RRB	Total	1422	1489	0	0	149	107.9	84	109.4	12	6.75	0	0	0	0	2329	2308	448	263.83	14	178.63	5	58.98
1	MSCB	77	48.67	0	0	8	5.71	0	0	0	0	0	0	0	0	339	331.1	12	9.3	0	0	0	0
Grand	Total	1941	1820	13	10.59	159	115	206	177.9	96	24.99	6468	15819	2827	5783	3405	3163	727	342.39	153	2085.5	26	362.2

District wise POSITION OF NPA UNDER GOVT. SPONSORED SCHEMES report of Manipur as on date 30-06-2022
(Amount in Rs.Lakhs)

Sl No.	District Name	NRLM O/S		NRLM Irregular A/C		NRLM NPA		NULM O/S		NULM NPA		PMEGP O/S		PMEGP NPA		SHG O/S		SHG NPA		SUI O/S		SUI NPA	
		No.	Amt.	No.	Amt.	No.	Amt.	No.	Amt.	No.	Amt.	No.	Amt.	No.	Amt.	No.	Amt.	No.	Amt.	No.	Amt.	No.	Amt.
1	BISHNUPUR	26	17.39	0	0	14	4.95	12	11.11	5	0.6	736	1287	385	640.22	354	270.61	93	37.37	2	60.93	0	0
2	CHANDEL	3	0.45	0	0	1	0.45	0	0	0	0	240	407.54	134	215.04	3	0.45	1	0.45	0	0	0	0
3	CHURACHANDPUR	235	96.38	3	1.54	0	0	7	2.35	6	1.98	512	998.74	209	301.95	247	117.79	152	31.27	22	341.26	0	0
4	IMPHALEAST	849	819.11	7	8.17	27	16.09	21	20.13	3	3.15	1018	3677.7	331	933.04	1008	966.44	70	48.25	25	159.81	2	32.7
5	IMPHALWEST	218	259.27	2	0.39	7	4.16	31	44.29	5	3.05	1351	4765.7	518	1595.7	602	659.66	107	80.17	73	1027.6	22	298.86
6	JIRIBAM	3	3	0	0	0	0	9	7.78	3	2.97	23	40.29	5	10.3	4	3.33	1	0.33	0	0	0	0
7	KAKCHING	33	33.04	0	0	1	0.31	11	6.61	5	1.93	242	446.21	136	258.15	108	87.4	23	8.3	5	48.07	1	15.9
8	KAMJONG	0	0	0	0	0	0	0	0	0	0	45	79.02	24	41.59	0	0	0	0	1	0.12	0	0
9	KANGPOKPI	0	0	0	0	0	0	0	0	0	0	256	510.38	86	185.96	32	32.5	0	0	3	65.89	0	0
10	NONEY	22	13.52	0	0	19	11.67	3	2.22	2	1.48	35	67.44	23	39.31	73	60.2	47	29.8	0	0	0	0
11	PHERZAWL	0	0	0	0	0	0	0	0	0	0	10	20.83	5	9.87	0	0	0	0	0	0	0	0
12	SENAPATI	15	13.16	1	0.49	1	1	5	17.2	1	1.87	618	1159.6	362	635.16	57	71.2	2	1.48	20	362.52	0	0
13	TAMENGLONG	4	0.71	0	0	0	0	4	0.27	3	0.23	286	343.13	131	154.66	10	4.98	6	0.86	0	0	0	0
14	TENGNUPAL	174	196.89	0	0	0	0	0	0	0	0	74	113.83	29	35.9	196	242.93	0	0	0	0	0	0
15	THOUBAL	349	359.66	0	0	88	75.62	38	58.97	4	0.97	620	1357.9	208	365.71	553	522.28	160	93.93	2	19.33	1	14.74
16	UKHRUL	10	7.37	0	0	1	0.77	65	7.01	59	6.76	402	543.44	241	360.31	158	123.32	65	10.18	0	0	0	0
Grand Total		1941	1820	13	10.59	159	115.02	206	177.94	96	24.99	6468	15819	2827	5782.8	3405	3163.1	727	342.39	153	2085.5	26	362.2

Bankwise Progress under PRADHAN MANTRI MUDRA TOTAL O/S & NPA Report of Manipur as on date 30-06-2022

(Amount in Rs. Lakhs)

Sl No.	Bank Name	As on 30.06.2022																As on 31.03.2022				
		Sishu O/S		Sishu NPA		Kishore O/S		Kishore NPA		Tarun O/S		Tarun NPA		Total MUDRA		MUDRA NPA Amt. %	Total MUDRA O/S Amt.	Total MUDRA		MUDRA NPA Amt. %		
		No.	Amt.	No.	Amt.	No.	Amt.	No.	Amt.	No.	Amt.	No.	Amt.	No.	Amt.			No.	Amt.			
1	BOB	569	134.14	99	29.91	1417	2276.56	101	144.15	485	2783.26	22	102.58	2471	5193.96	222	276.64	5.33	5119.48	218	201.59	3.94
2	BOI	156	42.3	16	3.68	408	671.52	27	44.86	117	639.89	14	92.11	681	1353.71	57	140.65	10.39	1459.75	88	135.97	9.31
3	BOM	28	25	3	4.6	8	24.8	1	0	5	0	0	35.6	41	49.8	4	40.2	80.72	42	4	1	2.38
4	CAN	376	94.99	147	303.74	104	24.86	248	1606.54	684	1312.77	33	214.6	1164	1432.62	428	2124.88	148.32	3000.39	292	547.26	18.24
5	CBI	483	186.13	233	103.9	615	1183.68	122	232.3	183	1075.5	28	85.52	1281	2445.31	383	421.72	17.25	2433.14	418	398.69	16.39
6	IND	369	58.44	196	23.45	537	984.64	103	180.3	175	1189.6	27	155.46	1081	2232.68	326	359.21	16.09	2004.97	336	374.74	18.69
7	IOB	53	13.51	1	0.18	202	484.86	1	0.51	34	252.03	0	0	289	750.4	2	0.69	0.09	783.34	25	23.41	2.99
8	PNB	2003	289.53	848	152.48	2803	3475.11	874	1200.25	426	2253.39	91	430.5	5232	6018.03	1813	1783.23	29.63	5798.19	1754	1734.46	29.91
9	PSB	82	20.77	12	1.04	137	206	17	0	0	0	0	0	219	226.77	29	1.04	0.46	280.49	29	5.28	1.88
10	SBI	7096	1763.91	2657	430.2	3197	5887.9	1365	2250.08	464	2804.31	107	550.98	10757	10456.12	4129	3231.26	30.9	10101.94	3848	3129.17	30.98
11	UCO	2381	588.68	1025	251.72	4627	7751.73	1225	1577.81	1214	7647.02	53	321.09	8222	15987.43	2303	2150.62	13.45	3297.03	1034	935.02	28.36
12	UNI	21	1.04	2	0.03	114	147.55	9	7.27	11	65.5	0	0	146	214.09	11	7.3	3.41	185.76	16	8.21	4.42
Pub	Total	13617	3218.44	5239	1304.93	14169	23119.21	4093	7244.07	3798	20023.27	375	1988.44	31584	46360.92	9707	10537.44	22.73	34506.48	8062	7494.8	21.72
1	AXIS	1196	272.1	18	2.72	0	0	0	0	0	0	0	0	1196	272.1	18	2.72	1	275.35	14	2.73	0.99
2	BAND	5382	1142.44	189	28.17	9293	5312.47	231	110.83	0	0	0	0	14675	6454.91	420	139	2.15	4130.63	419	194.01	4.7
3	HDFC	11354	2450.79	1657	129.83	793	497.5	94	31.09	44	234.01	0	0	12191	3182.3	1751	160.92	5.06	1412.8	4277	515.06	36.46
4	ICICI	85	32.05	0	0	21	24.69	2	0.08	26	93.77	0	0	132	150.51	2	0.08	0.05	156.62	2	0.08	0.05
5	IDBI	33	2.65	1	0.07	213	264.42	24	29.9	63	289.18	5	7.23	309	556.25	30	37.2	6.69	1116.17	31	112.22	10.05
6	INDUS	0	0	0	0	0	0	0	0	0	0	0	0	0	0	0	0	0	0	0	0	0
7	NESFB	0	0	0	0	0	0	0	0	0	0	0	0	0	0	0	0	0	0	0	0	0
8	YES	0	0	0	0	0	0	0	0	0	0	0	0	0	0	0	0	0	0	0	0	0
Priv	Total	18050	3900.03	1865	160.79	10320	6099.08	351	171.9	133	616.96	5	7.23	28503	10616.07	2221	339.92	3.2	7091.57	4743	824.1	11.62
1	MRB	8510	2528.14	3446	1212.3	6448	8196.45	1246	1513.07	260	1622.72	51	306.52	15218	12347.31	4743	3031.89	24.56	12347.31	4743	3031.89	24.56
RRB	Total	8510	2528.14	3446	1212.3	6448	8196.45	1246	1513.07	260	1622.72	51	306.52	15218	12347.31	4743	3031.89	24.56	12347.31	4743	3031.89	24.56
1	MSCB	0	0	0	0	0	0	0	0	0	0	0	0	0	0	0	0	0	0	0	0	0
Grand	Total	40177	9646.61	10550	2678.02	30937	37414.74	5690	8929.04	4191	22262.95	431	2302.19	75305	69324.3	16671	13909.25	20.06	53945.36	17548	11350.79	21.04

District wise PMMY Outstandings-NPA report of Manipur as on date 30-06-2022

(Amount in Rs.Lakhs)

Sl No.	District Name	As on 30.06.2022															As on 31.03.2022					
		Sishu O/S		Sishu NPA		Kishore O/S		Kishore NPA		Tarun O/S		Tarun NPA		Total MUDRA O/S		Total MUDRA NPA		MUDRA NPA	Total MUDRA	Total MUDRA NPA		MUDRA NPA
		No	Amt	No	Amt	No	Amt	No	Amt	No	Amt	No	Amt	No	Amt	No	Amt	Amt.%	O/S Amt.	No	Amt	Amt.%
1	BISHNUPUR	3222	862.97	1103	305.49	3760	5113.85	754	1019.75	823	5023.13	15	97.48	7805	10999.95	1872	1422.72	12.93	3921.22	1486	906.24	23.11
2	CHANDEL	304	104.89	76	25.15	395	666.74	191	261.17	40	266.5	7	17.63	739	1038.13	274	303.95	29.28	574.41	204	234.93	40.9
3	CHURACHANDPUR	1539	468.53	511	203.68	1206	1994.38	296	498.67	370	1645.4	23	156.04	3115	4108.31	830	858.39	20.89	3767.08	757	658.55	17.48
4	IMPHALEAST	11142	2540.2	1757	427.98	6491	6178.07	555	1082.54	753	3973.91	55	228.93	18386	12692.18	2367	1739.45	13.7	11532.72	3521	1314.9	11.4
5	IMPHALWEST	11888	2793.6	3849	984.24	6672	8846.16	1511	2460.66	1403	7312.69	248	1345.94	19963	18952.45	5608	4790.84	25.28	16046.29	5713	3973.32	24.76
6	JIRIBAM	1069	223.2	81	11.58	1669	936.44	102	64.77	6	30.22	0	0	2744	1189.86	183	76.35	6.42	974.2	135	72.49	7.44
7	KAKCHING	1937	506.62	648	149.28	2874	3061.64	399	568.53	70	482.15	5	29.61	4881	4050.41	1052	747.42	18.45	3104.84	1015	733.35	23.62
8	KAMJONG	86	6.42	62	4.71	48	82.74	20	41.19	0	0	0	0	134	89.16	82	45.9	51.48	86.17	68	39.97	46.39
9	KANGPOKPI	123	31.85	41	9.54	478	906.64	142	232.3	74	499.38	12	78.74	675	1437.87	195	320.58	22.3	1407.56	187	307.7	21.86
10	NONEY	137	45.99	88	29.03	458	546.73	102	114.53	2	11.97	0	0	597	604.69	190	143.56	23.74	612.95	194	152.53	24.88
11	PHERZAWL	9	1.04	4	0.48	10	20.83	5	9.87	0	0	0	0	19	21.87	9	10.35	47.33	22.33	6	10.33	46.26
12	SENAPATI	611	127.97	265	49.37	1756	3011.52	658	1006.5	163	936.37	26	110.15	2530	4075.86	949	1166.02	28.61	3157.11	771	969.98	30.72
13	TAMENGLONG	153	22.42	78	82.91	362	244.57	82	234.61	126	258.76	2	7.8	641	525.75	162	325.32	61.88	706.44	129	140.04	19.82
14	TENGNUPAL	430	138.47	52	13.63	845	1029.17	100	125.67	15	67.41	0	0	1290	1235.05	152	139.3	11.28	1103.75	150	148.72	13.47
15	THOUBAL	7239	1709.19	1815	355.19	2897	3409.97	393	627.97	284	1345.31	22	140.23	10420	6464.47	2230	1123.39	17.38	5661.33	2864	1144.02	20.21
16	UKHRUL	288	63.25	120	25.76	1016	1365.29	380	580.31	62	409.75	16	89.64	1366	1838.29	516	695.71	37.85	1266.96	348	543.72	42.92
Grand Total		40177	9646.61	10550	2678.02	30937	37414.74	5690	8929.04	4191	22262.95	431	2302.19	75305	69324.3	16671	13909.25	20.06	53945.36	17548	11350.79	21.04

**Bankwise Progress under PMMY -Disbursement Report of Manipur during the
FY-2022-2023 upto date 30-06-2022**

(Amount in Rs. Lakhs)

Sl No.	Bank Name	As on 30.06.2022								As on
		Sishu No.	Sishu Amt.	Kishore No.	Kishore Amt.	Tarun No.	Tarun Amt.	Total MUDRA Disb No.	Total MUDRA Disb Amt.	Total MUDRA Disb Amt.
		No.	Amt	No.	Amt	No.	Amt	No.	Amt	
1	BOB	8	3.89	133	276.98	85	482.3	226	763.17	1166.16
2	BOI	26	12.73	46	97.18	6	40.84	78	150.75	0
3	BOM	4	2	1	2	0	0	5	4	6.95
4	CAN	105	23.77	32	79.56	6	48.8	143	152.13	893.83
5	CBI	4	0.85	14	26.54	7	39.3	25	66.69	279.41
6	IND	25	3.25	138	184.89	73	377.58	236	565.72	747.14
7	IOB	0	0	23	42.19	5	42.5	28	84.69	229.64
8	PNB	24	7.58	129	226.38	68	382.68	221	616.64	1515.84
9	PSB	184	21.77	280	237.36	63	205.69	527	464.82	167
10	SBI	2657	430.2	1364	2249.12	107	550.98	4128	3230.3	5745.01
11	UCO	98	29.84	269	489.52	36	167.19	403	686.55	696.87
12	UNI	0	0	7	10.5	3	23.4	10	33.9	62.69
Pub	Total	3135	535.88	2436	3922.22	459	2361.26	6030	6819.36	11510.54
1	AXIS	133	44.48	0	0	0	0	133	44.48	185.38
2	BAND	0	0	0	0	0	0	0	0	2811.88
3	HDFC	2891	919.31	94	213.74	27	174.89	3012	1307.94	1589.6
4	ICICI	0	0	1	5	3	27	4	32	34.18
5	IDBI	33	2.66	213	264.42	63	289.18	309	556.26	53.25
6	INDUS	0	0	0	0	0	0	0	0	0
7	NESFB	0	0	0	0	0	0	0	0	0
8	YES	0	0	0	0	0	0	0	0	0
Priv	Total	3057	966.45	308	483.16	93	491.07	3458	1940.68	4674.29
1	MRB	449	200.17	973	1700.27	19	132	1441	2032.44	4298.81
RRB	Total	449	200.17	973	1700.27	19	132	1441	2032.44	4298.81
1	MSCB	0	0	0	0	0	0	0	0	0
Grand	Total	6641	1702.5	3717	6105.65	571	2984.33	10929	10792.48	20483.64

District wise PMMY Disbursements report of Manipur during the FY 2022-2023 upto date 30-06-2022

(Amount in Rs.Lakhs)

Sl No.	District Name	As on 30.06.2022								As on 31.03.2022
		Sishu		Kishore		Tarun		Total MUDRA Disb		Total MUDRA Disb Amt.
		No.	Amt.	No.	Amt.	No.	Amt.	No.	Amt.	
1	BISHNUPUR	293	87.34	277	437.17	23	184.34	593	708.85	1400.58
2	CHANDEL	37	14.09	118	190.06	4	3.94	159	208.09	126.93
3	CHURACHANDPUR	156	32.24	325	535.75	32	186.34	513	754.33	1183.68
4	IMPHALEAST	2017	615	574	912.79	125	554.98	2716	2082.77	4209.19
5	IMPHALWEST	2360	478.04	838	1361.43	269	1392.2	3467	3231.67	6493.35
6	JIRIBAM	0	0	5	12.35	0	0	5	12.35	511.41
7	KAKCHING	274	55.39	281	422.88	33	150.44	588	628.71	1284.74
8	KAMJONG	62	4.71	20	41.19	0	0	82	45.9	0.51
9	KANGPOKPI	24	4.73	124	180.25	10	87.14	158	272.12	411.43
10	NONEY	6	1.52	43	72.79	0	0	49	74.31	169.88
11	PHERZAWL	4	0.48	5	9.87	0	0	9	10.35	15.13
12	SENAPATI	118	24.06	414	695.66	26	145.66	558	865.38	1209.36
13	TAMENGLONG	5	2	32	57.14	2	16	39	75.14	180.79
14	TENGNOUNPAL	57	21.81	232	333.04	7	16.4	296	371.25	574.5
15	THOUBAL	1198	351.88	277	523.46	27	173.29	1502	1048.63	2512.4
16	UKHRUL	30	9.21	152	319.82	13	73.6	195	402.63	199.76
Grand Total		6641	1702.5	3717	6105.65	571	2984.33	10929	10792.48	20483.64

**Bankwise Progress under SUI Report of Manipur during the FY-2022-2023 & O/S as on date 30-06-2022
(Amount in Rs. Lakhs)**

Sl No.	BankName	Current Year No. of Female Account	Current Year Sum of Female Amount	Current Year No. of Male Account to SC	Current Year Sum of Male Amount to SC	Current Year No. of Male Account to ST	Current Year Sum of Male Amount to ST	Total Current Year SUI Disb No.	Total Current Year SUI Disb Amount	SUI O/S No.	SUI O/S Amt.	SUI NPA No.	SUI NPA Amt.	SUI NPA Amt. %
1	BOB	5	48	2	21	2	40	9	109	16	256.89	7	77.07	30
2	BOI	22	167.71	0	0	0	0	22	167.71	0	0	0	0	0
3	BOM	0	0	0	0	0	0	0	0	0	0	0	0	0
4	CAN	0	0	0	0	0	0	0	0	5	40.56	0	0	0
5	CBI	0	0	0	0	0	0	0	0	1	0.08	0	0	0
6	IND	0	0	0	0	0	0	0	0	1	9.52	0	0	0
7	IOB	0	0	0	0	0	0	0	0	0	0	0	0	0
8	PNB	0	0	0	0	0	0	0	0	23	309.74	14	226.15	73.01
9	PSB	4	5.3	12	111.28	5	7.65	21	124.23	20	116.7	0	0	0
10	SBI	6	161.5	0	0	0	0	6	161.5	60	1040.53	0	0	0
11	UCO	6	69	0	0	4	59	10	128	0	0	0	0	0
12	UNI	0	0	0	0	0	0	0	0	0	0	0	0	0
Pub	Total	43	451.51	14	132.28	11	106.65	68	690.44	126	1774.02	21	303.22	17.09
1	AXIS	0	0	0	0	0	0	0	0	0	0	0	0	0
2	BAND	0	0	0	0	0	0	0	0	0	0	0	0	0
3	HDFC	1	10.12	0	0	0	0	1	10.12	7	93.7	0	0	0
4	ICICI	0	0	0	0	0	0	0	0	0	0	0	0	0
5	IDBI	1	0.13	0	0	0	0	1	0.13	6	39.15	0	0	0
6	INDUS	0	0	0	0	0	0	0	0	0	0	0	0	0
7	NESFB	0	0	0	0	0	0	0	0	0	0	0	0	0
8	YES	0	0	0	0	0	0	0	0	0	0	0	0	0
Priv	Total	2	10.25	0	0	0	0	2	10.25	13	132.85	0	0	0
1	MRB	0	0	0	0	0	0	0	0	14	178.63	5	58.98	33.02
RRB	Total	0	0	0	0	0	0	0	0	14	178.63	5	58.98	33.02
1	MSCB	0	0	0	0	0	0	0	0	0	0	0	0	0
Grand	Total	45	461.76	14	132.28	11	106.65	70	700.69	153	2085.5	26	362.2	17.37

District wise SUI report of Manipur during the FY2022-2023 & O/S as on date 30-06-2022
(Amount in Rs.Lakhs)

Sl No.	DistrictName	Current Year No. of Female Account	Current Year Sum of Female Amount	Current Year No. of Male Account to SC	Current Year Sum of Male Amount to SC	Current Year No. of Male Account to ST	Current Year Sum of Male Amount to ST	Total Current Year SUI Disb No.	Total Current Year SUI Disb Amount	SUI O/S No.	SUI O/S Amt.	SUI NPA No.	SUI NPA Amt.	SUI NPA Amt. %
1	BISHNUPUR	0	0	0	0	0	0	0	0	2	60.93	0	0	0
2	CHANDEL	0	0	0	0	0	0	0	0	0	0	0	0	0
3	CHURACHANDPUR	4	27.5	0	0	3	45	7	72.5	22	341.26	0	0	0
4	IMPHALEAST	5	25.3	6	5.63	4	16.45	15	47.38	25	159.81	2	32.7	20.46
5	IMPHALWEST	16	215.94	8	126.65	4	45.2	28	387.79	73	1027.57	22	298.86	29.08
6	JIRIBAM	0	0	0	0	0	0	0	0	0	0	0	0	0
7	KAKCHING	0	0	0	0	0	0	0	0	5	48.07	1	15.9	33.08
8	KAMJONG	0	0	0	0	0	0	0	0	1	0.12	0	0	0
9	KANGPOKPI	0	0	0	0	0	0	0	0	3	65.89	0	0	0
10	NONEY	0	0	0	0	0	0	0	0	0	0	0	0	0
11	PHERZAWL	0	0	0	0	0	0	0	0	0	0	0	0	0
12	SENAPATI	5	117.12	0	0	0	0	5	117.12	20	362.52	0	0	0
13	TAMENGLONG	0	0	0	0	0	0	0	0	0	0	0	0	0
14	TENGNOUNPAL	0	0	0	0	0	0	0	0	0	0	0	0	0
15	THOUBAL	15	75.9	0	0	0	0	15	75.9	2	19.33	1	14.74	76.25
16	UKHRUL	0	0	0	0	0	0	0	0	0	0	0	0	0
Grand Total		45	461.76	14	132.28	11	106.65	70	700.69	153	2085.5	26	362.2	17.37

Bankwise Progress under PMEGP Report of Manipur during the FY 2022-2023 & O/S as on date 30-06-2022
(Amount in Rs. Lakhs)

SI No.	BankName	CY SANCTION A/C No.	CY SANCTION Amt.	CY DISBURSED A/C No.	CY DISBURSED Amt.	PMEGP O/S No.	PMEGP O/S Amt.	PMEGP NPA No.	PMEGP NPA Amt.	PMEGP NPA Amt. %
1	BOB	23	333.74	84	494.21	408	1452.12	36	190.66	13.13
2	BOI	4	18	4	10	325	867.57	83	246.13	28.37
3	BOM	0	0	0	0	10	42.63	0	0	0
4	CAN	1	4.75	3	7.51	334	1203.96	102	224.33	18.63
5	CBI	1	9.5	0	0	505	1829.68	246	676.29	36.96
6	IND	5	29.55	59	195.56	245	915.93	91	196.55	21.46
7	IOB	9	114.24	9	77.03	44	249.73	11	30.89	12.37
8	PNB	6	30.96	23	65.75	1490	2972.36	832	1489.1	50.1
9	PSB	7	35.74	7	34.88	334	1265.4	113	323	25.53
10	SBI	18	31.35	18	26.05	1668	3237.66	829	1454.45	44.92
11	UCO	11	13.53	44	44.5	824	1278.61	450	907.84	71
12	UNI	1	9.5	1	9.5	12	32.67	0	0	0
Pub	Total	86	630.86	252	964.99	6199	15348.32	2793	5739.24	37.39
1	AXIS	0	0	0	0	179	209.98	33	43.3	20.62
2	BAND	0	0	0	0	0	0	0	0	0
3	HDFC	1	0.72	0	0	2	0.82	0	0	0
4	ICICI	1	0.34	1	0.34	2	1.97	1	0.29	14.72
5	IDBI	35	134.8	35	88.24	86	257.58	0	0	0
6	INDUS	0	0	0	0	0	0	0	0	0
7	NESFB	0	0	0	0	0	0	0	0	0
8	YES	0	0	0	0	0	0	0	0	0
Priv	Total	37	135.86	36	88.58	269	470.35	34	43.59	9.27
1	MRB	0	0	0	0	0	0	0	0	0
RRB	Total	0	0	0	0	0	0	0	0	0
1	MSCB	0	0	0	0	0	0	0	0	0
Grand	Total	123	766.72	288	1053.57	6468	15818.67	2827	5782.83	36.56

District-wise progress under PMEGP report of Manipur during the FY 2022-2023 & O/S as on date 30-06-2022
(Amount in Rs.Lakhs)

Sl No.	DistrictName	CY SANCTION A/C No.	CY SANCTION Amt.	CY DISBURSED A/C No.	CY DISBURSED Amt.	PMEGP O/S No.	PMEGP O/S Amt.	PMEGP NPA No.	PMEGP NPA Amt.	PMEGP NPA Amt. %
1	BISHNUPUR	2	9.84	5	3.81	736	1286.95	385	640.22	49.75
2	CHANDEL	10	19.95	12	17.33	240	407.54	134	215.04	52.77
3	CHURACHANDPUR	23	52.19	24	23.27	512	998.74	209	301.95	30.23
4	IMPHALEAST	8	33.98	53	199.68	1018	3677.66	331	933.04	25.37
5	IMPHALWEST	59	552.73	122	653.2	1351	4765.74	518	1595.66	33.48
6	JIRIBAM	0	0	0	0	23	40.29	5	10.3	25.56
7	KAKCHING	3	7.11	12	19.11	242	446.21	136	258.15	57.85
8	KAMJONG	3	6.65	3	5.15	45	79.02	24	41.59	52.63
9	KANGPOKPI	4	30.97	14	45.31	256	510.38	86	185.96	36.44
10	NONEY	0	0	0	0	35	67.44	23	39.31	58.29
11	PHERZAWL	0	0	0	0	10	20.83	5	9.87	47.38
12	SENAPATI	0	0	8	9.38	618	1159.58	362	635.16	54.78
13	TAMENGLONG	0	0	0	0	286	343.13	131	154.66	45.07
14	TENGNOUNPAL	0	0	5	6.9	74	113.83	29	35.9	31.54
15	THOUBAL	8	50.45	16	58.06	620	1357.89	208	365.71	26.93
16	UKHRUL	3	2.85	14	12.37	402	543.44	241	360.31	66.3
Grand Total		123	766.72	288	1053.57	6468	15818.67	2827	5782.83	36.56

**Bankwise Progress under EDUCATION LOAN Report of Manipur during the FY-2022-2023 & O/S as on date 30-06-2022
(Rs. In Lakhs)**

Sl No.	Bank Name	Sanctioned No	of which girl student Sanctioned No	Sanctioned Amt	of which girl student Sanctioned Amt	Disb. Number	of which girl student Disb No	Disb. Amt	of which girl student Disb Amt	OS No	of which girl student OS No	OS amt	of which girl student OS Amt
1	BOB	9	4	164.3	124.35	27	16	49.74	35.68	99	52	470.72	290.09
2	BOI	0	0	0	0	1	0	3	0	18	6	56.53	27.97
3	BOM	0	0	0	0	0	0	0	0	13	67	5	27
4	CAN	2	0	1.02	0	9	7	10.68	9.67	92	41	309.79	151.1
5	CBI	1	1	3	3	0	0	0	0	30	9	110.83	35.52
6	IND	0	0	0	0	3	2	1.64	1.56	31	19	168.6	112.37
7	IOB	0	0	0	0	1	1	3	3	5	4	31.54	1.61
8	PNB	3	1	56.45	3.62	2	1	3.68	1.8	162	68	632.4	276.28
9	PSB	0	0	0	0	0	0	0	0	90	4	311.24	9.69
10	SBI	6	3	20.22	6.56	30	13	116.6	47.32	313	135	1474.08	674.68
11	UCO	0	0	0	0	0	0	0	0	14	9	81.04	28.12
12	UNI	0	0	0	0	0	0	0	0	5	3	23.28	16.79
Public	Total	21	9	244.99	137.53	73	40	188.34	99.03	872	417	3675.05	1651.22
1	AXIS	0	0	0	0	0	0	0	0	0	0	0	0
2	BAND	0	0	0	0	0	0	0	0	0	0	0	0
3	HDFC	0	0	0	0	0	0	0	0	1	0	4.14	0
4	ICICI	0	0	0	0	0	0	0	0	3	3	46.39	46.39
5	IDBI	1	0	19	0	0	0	0	0	34	30	64.22	51.63
6	INDUS	0	0	0	0	0	0	0	0	0	0	0	0
7	NESFB	0	0	0	0	0	0	0	0	0	0	0	0
8	YES	0	0	0	0	0	0	0	0	0	0	0	0
Private	Total	1	0	19	0	0	0	0	0	38	33	114.75	98.02
1	MRB	1	0	3	0	1	0	1	0.56	8	4	22.14	12.61
RRB	Total	1	0	3	0	1	0	1	0.56	8	4	22.14	12.61
1	MSCB	0	0	0	0	0	0	0	0	3	3	1.09	1.09
Grand	Total	23	9	266.99	137.53	74	40	189.34	99.59	921	457	3813.03	1762.94

**Bankwise Financing under Overall, Rural & PMAY housing Report of Manipur during the FY-2022-2023 & O/S as on date
30-06-2022
(Amount in Rs.Lakhs)**

Sl No.	Bank Name	Housing Loan (PS) O/S No	Housing Loan (PS) O/S Amount	Housing Loan (NPS) O/S No	Housing Loan (NPS) O/S Amount	Rural Housing Loan O/S No	Rural Housing Loan O/S Amount	Housing Loan Eligible under PMAY O/S No	Housing Loan Eligible under PMAY O/S Amount	Current Year Disbursed under PMAY No	Current Year Disbursed under PMAY Amount	PMAY O/S No	PMAY O/S Amount
1	BOB	431	6832.57	2	58.57	0	0	8	50.15	0	0	0	0
2	BOI	4	2.4	0	0	0	0	0	0	0	0	0	0
3	BOM	25	368	29	754	0	0	0	0	0	0	0	0
4	CAN	106	895.44	50	1086.99	0	0	0	0	0	0	0	0
5	CBI	56	467.1	6	284.33	5	121.18	0	0	0	0	0	0
6	IND	88	1297.47	88	2492.52	38	860.25	2	21.26	0	0	2	21.26
7	IOB	49	852.08	65	1008.22	0	0	0	0	0	0	0	0
8	PNB	27	202.65	50	648.69	0	0	0	0	0	0	0	0
9	PSB	154	1727.89	63	1321.93	0	0	154	1727.89	65	724.55	154	1727.89
10	SBI	2266	29875.65	1332	41125.86	1539	32276.31	2	25.09	0	0	2	25.09
11	UCO	510	5227.92	68	1615.2	0	0	1	20	0	0	1	20
12	UNI	7	97.44	16	479.36	0	0	0	0	0	0	0	0
Public	Total	3723	47846.61	1769	50875.67	1582	33257.74	167	1844.39	65	724.55	159	1794.24
1	AXIS	1515	2471.25	0	0	0	0	0	0	0	0	0	0
2	BAND	0	0	0	0	0	0	0	0	0	0	0	0
3	HDFC	1019	1158.66	0	0	41	46.97	0	0	0	0	0	0
4	ICICI	29	469.94	268	6410.29	0	0	0	0	0	0	0	0
5	IDBI	60	752.51	118	1924.17	137	1837.28	2	21.68	0	0	2	21.68
6	INDUS	0	0	0	0	0	0	0	0	0	0	0	0
7	NESFB	0	0	0	0	0	0	0	0	0	0	0	0
8	YES	0	0	0	0	0	0	0	0	0	0	0	0
Private	Total	2623	4852.36	386	8334.46	178	1884.25	2	21.68	0	0	2	21.68
1	MRB	98	1025.84	41	644.73	38	444.47	0	0	0	0	3	13.2
RRB	Total	98	1025.84	41	644.73	38	444.47	0	0	0	0	3	13.2
1	MSCB	74	855.3	0	0	0	0	0	0	0	0	0	0
Grand	Total	6518	54580.11	2196	59854.86	1798	35586.46	169	1866.07	65	724.55	164	1829.12

**District wise Financing under Overall, Rural & PMAY housing report of Manipur during the FY 2022-2023 & O/S
as on date 30-06-2022
(Amount in Rs.Lakhs)**

Sl No.	District Name	Housing Loan (PS) O/S No	Housing Loan (PS) O/S Amount	Housing Loan (NPS) O/S No	Housing Loan (NPS) O/S Amount	Rural Housing Loan O/S No	Rural Housing Loan O/S Amount	Housing Loan Eligible under PMAY O/S No	Housing Loan Eligible under PMAY O/S Amount	Current Year Disbursed under PMAY No	Current Year Disbursed under PMAY Amount	PMAY O/S No	PMAY O/S Amount
1	BISHNUPUR	393	2344.19	218	5200.61	1	23.3	0	0	0	0	0	0
2	CHANDEL	80	876.89	30	821.92	79	1443.77	0	0	0	0	0	0
3	CHURACHANDPUR	495	6541.2	340	9127.73	602	12154.13	0	0	0	0	0	0
4	IMPHALEAST	1618	10124.03	288	7854.89	348	7041.98	88	963.15	40	413.15	90	973.65
5	IMPHALWEST	3118	25383.68	977	26480.38	162	2931.24	70	712.93	20	225.75	63	665.48
6	JIRIBAM	0	0	0	0	0	0	0	0	0	0	0	0
7	KAKCHING	143	2228.16	87	2598.48	3	60.19	0	0	0	0	0	0
8	KAMJONG	0	0	0	0	0	0	0	0	0	0	0	0
9	KANGPOKPI	53	724.77	12	395.54	171	3652.41	0	0	0	0	0	0
10	NONEY	0	0	0	0	0	0	0	0	0	0	0	0
11	PHERZAWL	0	0	0	0	0	0	0	0	0	0	0	0
12	SENAPATI	218	3204.29	112	3502.82	318	6545.84	0	0	0	0	0	0
13	TAMENGLONG	6	74.14	4	75.12	0	0	0	0	0	0	0	0
14	TENGNUPAL	52	771.13	19	657.01	58	1223.36	0	0	0	0	0	0
15	THOUBAL	329	2214.91	109	3140.36	56	510.24	11	189.99	5	85.65	11	189.99
16	UKHRUL	13	92.72	0	0	0	0	0	0	0	0	0	0
Grand Total		6518	54580.11	2196	59854.86	1798	35586.46	169	1866.07	65	724.55	164	1829.12

Bankwise Priority Sector LOAN TO WEAKER SECTION O/S Report of Manipur as on date 30-06-2022

(Amount in Rs. Lakhs)

Sl No.	Bank Name	As on 30.06.2022																				As on 31.03.2022	
		Small and		Scheduled		Scheduled Tribes		DRI		Self Help		women		Minority		PMJDY		Others		Tot Weaker Sec O/S		Tot Weaker Sec O/S	
		No.	Amt.	No.	Amt.	No.	Amt.	No.	Amt.	No.	Amt.	No.	Amt.	No.	Amt.	No.	Amt.	No.	Amt.	No.	Amt.	No.	Amt.
1	BOB	1822	3104.64	170	897.63	2064	7940.59	0	0	89	76.79	1567	630.31	1229	4718.48	20	0.82	0	0	6961	17369.26	13179	46400.87
2	BOI	2718	4715.99	6	11.98	318	881.57	0	0	100	19.16	0	0	148	631.35	0	0	0	0	3290	6260.05	2626	2446.93
3	BOM	2	1.6	0	0	1	2	0	0	0	0	0	0	0	0	0	0	0	0	3	3.6	0	0
4	CAN	567	984.05	38	132.25	935	2040.86	53	3.05	51	32.57	821	355.94	1386	4649.6	130	2.98	65	201.07	4046	8402.37	5456	8633.12
5	CBI	470	217.85	23	71.64	375	627.19	13	28.04	42	38.13	114	28.99	1797	4057.13	93	1.95	3376	7685.99	6303	12756.91	825	1462.22
6	IND	474	351.77	85	285.18	142	549.25	0	0	3	3.74	412	99.01	20	65.67	0	0	0	0	1136	1354.62	1137	1357.54
7	IOB	58	123.76	43	89.53	178	987.23	0	0	0	0	128	79.53	57	173.54	0	0	0	0	464	1453.59	414	627.96
8	PNB	20123	28381.98	3	2.51	147	55.1	0	0	0	0	24	8.17	2	2.3	0	0	137	261.71	20436	28711.77	20984	27818.96
9	PSB	34	45.7	66	68.87	286	1286.19	0	0	0	0	31	20.81	19	50.67	0	0	29	30.03	465	1502.27	355	1403.26
10	SBI	4356	5703.73	956	1987.49	73	423.45	0	0	184	199.49	3986	1442.54	5338	15279.16	10	2376.67	271	384.96	15174	27797.49	27054	42815.06
11	UCO	442	116.12	202	257.34	2103	3331.03	0	0	48	57.35	879	276.71	91	302.85	0	0	968	2585.83	4733	6927.23	4820	6888.08
12	UNI	12	18.26	1	30.35	62	582.24	0	0	0	0	22	5	62	609.76	3	0.02	53	485.94	215	1731.57	223	1819.73
Pub	Total	31078	43765.45	1593	3834.77	6684	18706.7	66	31.09	517	427.23	7984	2947.01	10149	30540.51	256	2382.44	4899	11635.53	63226	114270.73	77073	141673.73
1	AXIS	3306	6231.19	4	5.07	9	7.61	0	0	0	0	1348	352.22	102	154.55	0	0	241	335.95	5010	7086.59	5010	7086.59
2	BAND	638	255.47	3020	1401.24	602	251.41	0	0	0	0	16209	6295.63	0	0	0	0	0	0	20469	8203.75	9798	7032.97
3	HDFC	394	584.32	7	21.53	105	222.21	0	0	0	0	12203	2749.72	160	338.21	0	0	91	58.71	12960	3974.7	11769	3372.27
4	ICICI	538	905.95	0	0	8	5.68	0	0	0	0	34	16.55	2	1.82	0	0	0	0	582	930	4419	7417.52
5	IDBI	106	124.25	0	0	2	3.26	0	0	0	0	13	4.57	347	1186.54	0	0	44	165.35	512	1483.97	506	1427.25
6	INDUS	0	0	1	8.07	3	23.13	0	0	0	0	10	45.45	0	0	0	0	0	0	14	76.65	23	154.15
7	NESFB	0	0	0	0	0	0	0	0	0	0	0	0	0	0	0	0	3390	567.73	3390	567.73	4089	752.31
8	YES	0	0	0	0	0	0	0	0	0	0	0	0	1	60	0	0	1	60	2	120	2	120
Priv	Total	4982	8101.18	3032	1435.91	729	513.3	0	0	0	0	29817	9464.14	612	1741.12	0	0	3767	1187.74	42939	22443.39	35616	27363.06
1	MRB	15406	8846.79	473	301.44	2326	1642.48	0	0	2276	2281.56	13822	4784.27	4936	3207.53	131	4.08	0	0	39370	21068.15	39370	21068.15
RRB	Total	15406	8846.79	473	301.44	2326	1642.48	0	0	2276	2281.56	13822	4784.27	4936	3207.53	131	4.08	0	0	39370	21068.15	39370	21068.15
1	MSCB	2382	3717.83	593	863.58	1273	1396.06	0	0	670	571.59	712	345.87	149	126.41	0	0	771	299.24	6550	7320.58	6360	7123.12
Grand	Total	53848	64431.25	5691	6435.7	11012	22258.54	66	31.09	3463	3280.38	52335	17541.29	15846	35615.57	387	2386.52	9437	13122.51	152085	165102.85	158419	197228.06

Districtwise Priority Sector LOAN TO WEAKER SECTION O/S Report of Manipur as on date 30-06-2022

(Amount in Rs. Lakhs)

Sl No.	District Name	As on 30.06.2022																				As on 31.03.2022	
		Small and Marginal Farmers		Scheduled Castes		Scheduled Tribes		DRI scheme		Self Help Groups		women beneficiaries		Minority communities		PMJDY		Others		Tot Weaker Sec O/S		Tot Weaker Sec O/S	
		No.	Amt.	No.	Amt.	No.	Amt.	No.	Amt.	No.	Amt.	No.	Amt.	No.	Amt.	No.	Amt.	No.	Amt.	No.	Amt.	No.	Amt.
1	BISHNUPUR	7588	5811.12	603	799.13	162	262.07	7	12.09	497	377.2	6391	2356.78	623	623.84	9	0.39	925	1767.86	16805	12010.48	17998	16191.54
2	CHANDEL	95	45.91	3	1.26	284	379.64	0	0	2	0.45	115	54.07	393	840.37	0	0	27	42.42	919	1364.12	1409	2185.18
3	CHURACHANDPUR	3837	6506.91	23	31.56	2825	5533.83	6	12.26	99	72.85	1036	462.5	3689	8671.36	83	57.61	687	1132.42	12285	22481.3	15039	26427.84
4	IMPHALEAST	5778	5455.31	183	341.47	634	2657.83	0	0	1017	960.39	13235	3904.27	1359	3953.37	171	4.38	2872	3893.99	25249	21171.01	22395	16655.83
5	IMPHALWEST	19769	24842.02	515	1012.23	1798	6935.03	3	0.25	563	633.51	13098	4321.75	2295	9230.17	69	1.92	3885	4641.27	41995	51618.15	45928	73337.61
6	JIRIBAM	404	413.03	547	222.42	415	172.35	0	0	16	12.88	2892	1141.27	0	0	0	0	38	13.3	4312	1975.25	2539	3221.45
7	KAKCHING	2329	2858.03	3648	3438.31	353	257.98	0	0	196	136.29	3765	1616.02	105	128.9	0	0	61	136.59	10457	8572.12	9246	9223.4
8	KAMJONG	0	0	0	0	0	0	0	0	0	0	21	3.48	70	81.28	1	885	3	0.73	95	970.49	221	178.19
9	KANGPOKPI	711	693.32	62	416.99	699	1608.66	0	0	37	34.77	289	136.18	806	2322.24	1	1157.74	4	3.07	2609	6372.97	3722	7494.45
10	NONEY	492	405.25	1	0.64	711	594.54	0	0	76	59.94	313	180.53	766	679.46	8	0.25	4	1.98	2371	1922.59	2483	2041.73
11	PHERZAWL	7	6.18	0	0	0	0	0	0	0	0	2	1	20	27.37	0	0	0	0	29	34.55	45	58.59
12	SENAPATI	2165	2172.5	2	10.15	929	1362.45	3	3.75	40	49.78	688	302.43	2227	5048.28	0	0	394	749.54	6448	9698.88	9880	13647.05
13	TAMENGLONG	1705	3295.73	0	0	263	379.72	47	2.74	3	4.09	101	29.46	392	839.71	0	0	23	56.09	2534	4607.54	2954	4469.98
14	TENGNUPAL	760	1266.29	11	22.39	751	660.5	0	0	189	207.9	381	175.27	719	769.64	2	0.02	48	65.37	2861	3167.38	3333	3916.73
15	THOUBAL	6573	7400.9	93	139.15	117	194.31	0	0	605	575.14	9857	2799.36	2054	1874.34	43	279.21	339	539.13	19681	13801.54	17689	12502.27
16	UKHRUL	1635	3258.75	0	0	1071	1259.63	0	0	123	155.19	151	56.92	328	525.24	0	0	127	78.75	3435	5334.48	3538	5676.22
Grand Total		53848	64431.25	5691	6435.7	11012	22258.54	66	31.09	3463	3280.38	52335	17541.29	15846	35615.57	387	2386.52	9437	13122.51	152085	165102.85	158419	197228.06

**Bankwise Progress under Finance to SC/ST Report of Manipur during the FY-2022-2023 & O/S as on date 30-06-2022
(Amount in Rs. Lakhs)**

Sl No.	Bank Name	As on 30.06.2022								As on 31.03.2022	
		SC Disb		SC O/S		ST Disb		ST O/S		SC O/S	ST O/S
		No.	Amt.	No.	Amt.	No.	Amt.	No.	Amt.	Amt.	Amt.
1	BOB	31	103.6	170	897.63	237	1125.25	2064	7940.59	892.15	7304.64
2	BOI	1	3.25	6	11.98	29	78.42	318	881.57	29.5	806.61
3	BOM	0	0	0	0	1	2	87	120	0	31.95
4	CAN	1	1.5	49	238.69	30	88.93	1196	4022.9	246.68	4018.91
5	CBI	5	15.52	23	71.64	43	85.5	375	627.19	66.64	606.87
6	IND	38	74.43	243	1019.96	35	77.74	616	1674.52	1001.78	1730.02
7	IOB	3	5.5	43	89.53	13	62.9	246	1487.28	258.61	901.28
8	PNB	42	247.3	937	2010.89	509	3168.5	13749	24075.55	1973.18	23216.26
9	PSB	7	9.64	107	86.61	21	52.49	226	1193.89	70.15	1129.59
10	SBI	314	1319.53	2052	8163.72	73	448.71	711	4099.6	15040.67	7805.84
11	UCO	27	118.1	239	473.72	124	361.08	2724	5847.15	377.95	5699.59
12	UNI	2	17.15	10	78.6	4	31.97	74	657.07	66.21	805.9
Pub	Total	471	1915.52	3879	13142.97	1119	5583.49	22386	52627.31	20023.52	54057.46
1	AXIS	3	8.88	183	67.12	20	30.59	54	124.77	80.69	178.5
2	BAND	249	190.75	2986	1401.24	38	26.2	602	251.41	1521.17	294.9
3	HDFC	0	0	7	21.53	4	16.08	105	222.21	23.74	215.73
4	ICICI	23	46.37	171	425.22	56	280.18	339	1620.34	440.81	1826.76
5	IDBI	2	0.01	129	57.71	71	337.02	1491	3414.65	59.03	3270.07
6	INDUS	0	0	0	0	0	0	0	0	8.83	26.22
7	NESFB	0	0	0	0	2	1.49	17	6.28	0	5.85
8	YES	0	0	0	0	0	0	0	0	0	0
Priv	Total	277	246.01	3476	1972.82	191	691.56	2608	5639.66	2134.27	5818.03
1	MRB	33	39.01	484	327.75	339	402.27	2503	1903.65	301.44	1642.49
RRB	Total	33	39.01	484	327.75	339	402.27	2503	1903.65	301.44	1642.49
1	MSCB	15	28.82	564	916.61	222	284.75	2120	1830.17	615.49	1744.85
Grand	Total	796	2229.36	8403	16360.15	1871	6962.07	29617	62000.79	23074.72	63262.83

Districtwise Progress under Finance to SC/ST Report of Manipur during the FY 2022-2023 & O/S as on date 30-06-2022

(Amount in Rs.Lakhs)

Sl No.	District Name	As on 30.06.2022								As on 31.03.2022	
		SC Disb No	SC Disb Amt	SC O/S No	SC O/S Amt	ST Disb No	ST Disb Amt	ST O/S No	ST O/S Amt	SC O/S Amt	ST O/S Amt
		No.	Amt.	No.	Amt.	No.	Amt.	No.	Amt.		
1	BISHNUPUR	108	237.1	813	1747.59	98	396.88	628	2724.45	2265.69	2726.15
2	CHANDEL	7	35.37	27	132.31	25	87.19	354	804.62	265.67	851.46
3	CHURACHANDPUR	14	50.05	101	346.15	439	1671.96	5062	14081.09	590.13	14014.07
4	IMPHALEAST	17	65.2	251	607.32	76	395.41	960	4587.57	808.13	5010.95
5	IMPHALWEST	104	351.79	1357	3004.25	307	1769.88	11757	21511.2	4097.88	21686.41
6	JIRIBAM	16	25.1	574	286.35	128	116.11	755	553.47	321.49	576.16
7	KAKCHING	466	1236.29	4805	8462.04	61	132.38	539	1033.03	12181.58	1194.94
8	KAMJONG	0	0	5	36.55	1	12.5	6	60.53	79.48	120.96
9	KANGPOKPI	17	54.94	102	596.24	71	204.67	1085	2017.41	699.31	1970.1
10	NONEY	0	0	7	15.96	17	25.55	699	575.62	38.37	644.84
11	PHERZAWL	0	0	1	4.69	0	0	5	37.54	10.2	81.02
12	SENAPATI	11	73.22	55	308.25	112	293.98	1909	3201.76	468.46	3518.68
13	TAMENGLONG	1	4.95	13	27.62	104	701.82	1872	3776.25	25.84	3489.25
14	TENGNUPAL	9	23.52	47	176.56	200	373.93	1153	1825.68	297.86	1852.7
15	THOUBAL	24	60.83	229	546.6	18	56.17	207	486.06	861.79	685.84
16	UKHRUL	2	11	16	61.67	214	723.64	2626	4724.51	62.84	4839.3
Grand Total		796	2229.36	8403	16360.15	1871	6962.07	29617	62000.79	23074.72	63262.83

**Bankwise Progress under Loans outstanding to MINORITY COMMUNITIES Report of Manipur as on date
30-06-2022**

(Amount in Rs. Lakhs)

Sl No.	Bank Name	As on 30.06.2022														As on 31.03.2022	
		CHRISTIANS		MUSLIMS		BUDDHISTS		SIKHS		ZORASTRIANS		JAINS		Tot Loan to		Tot Loan to	
		No.	Amt.	No.	Amt.	No.	Amt.	No.	Amt.	No.	Amt.	No.	Amt.	No.	Amt.	No.	Amt.
1	BOB	243	1077.04	973	3605.58	6	14.31	4	11.31	1	4.82	1	0.18	1228	4713.24	1237	4644.42
2	BOI	320	943.99	105	347.06	0	0	0	0	0	0	0	0	425	1291.05	267	557.98
3	BOM	36	318.7	0	0	0	0	0	0	0	0	0	0	36	318.7	37	330
4	CAN	1306	4407.59	52	156.3	8	10.65	17	61.54	0	0	3	13.53	1386	4649.61	1422	4621.06
5	CBI	1788	4026.92	6	18.34	0	0	3	101.34	0	0	0	0	1797	4146.6	1791	4247.22
6	IND	638	1817.6	53	506.57	0	0	0	0	0	0	1	3.33	692	2327.5	698	2311.33
7	IOB	246	1487.28	48	57.26	0	0	0	0	0	0	11	116.28	305	1660.82	398	1191.71
8	PNB	14129	25016.44	1072	3050.22	0	0	0	0	0	0	1	2.72	15202	28069.38	15332	26647.14
9	PSB	340	1198.99	13	18.74	0	0	3	3.57	0	0	5	9.27	361	1230.57	341	1187.56
10	SBI	28378	138945.64	4458	20588.17	40	262.84	65	305.94	5	33.14	1	26.81	32947	160162.5	64389	296433.3
11	UCO	2860	5996.72	137	401.48	0	0	32	88.41	0	0	0	0	3029	6486.61	3065	6349.24
12	UNI	66	719.85	13	59.95	0	0	0	0	0	0	0	0	79	779.8	88	924.29
Pub	Total	50350	185956.76	6930	28809.67	54	287.8	124	572.11	6	37.96	23	172.12	57487	215836.4	89065	349445.2
1	AXIS	168	253.62	188	233.73	0	0	192	303.99	0	0	0	0	548	791.34	588	818.7
2	BAND	535	221.03	1342	560.17	1	0.65	0	0	0	0	0	0	1878	781.85	1972	942.95
3	HDFC	295	387.32	938	397.82	4	0.36	1	0.39	0	0	0	0	1238	785.89	895	674.38
4	ICICI	378	2423.3	237	951.44	4	27.34	12	96.47	0	0	2	30.56	633	3529.11	606	3233.6
5	IDBI	1501	3448.54	17	63.61	0	0	0	0	0	0	0	0	1518	3512.15	1512	3376.89
6	INDUS	4	33.95	4	17.72	0	0	0	0	0	0	0	0	8	51.67	8	57.14
7	NESFB	61	27.45	1	0.88	0	0	0	0	0	0	0	0	62	28.33	79	30.06
8	YES	0	0	0	0	0	0	0	0	0	0	1	60.47	1	60.47	1	60.41
Priv	Total	2942	6795.21	2727	2225.37	9	28.35	205	400.85	0	0	3	91.03	5886	9540.81	5661	9194.13
1	MRB	2495	1875.79	2224	1164.43	0	0	0	0	0	0	0	0	4719	3040.22	4571	2832.82
RRB	Total	2495	1875.79	2224	1164.43	0	0	0	0	0	0	0	0	4719	3040.22	4571	2832.82
1	MSCB	1289	1663.98	180	209.3	0	0	0	0	0	0	0	0	1469	1873.28	1266	1942.16
Grand	Total	57076	196291.74	12061	32408.77	63	316.15	329	972.96	6	37.96	26	263.15	69561	230290.7	100563	363414.3

District wise Loans Outstandings to MINORITY COMMUNITIES report of Manipur as on date 30-06-2022

(Amount in Rs. Lakhs)

Sl No.	District Name	As on 30.06.2022														As on 31.03.2022	
		CHRISTIANS		MUSLIMS		BUDDHISTS		SIKHS		ZORASTRIANS		JAINS		Tot Loan to Minority O/S		Tot Loan to Minority O/S	
		No.	Amt.	No.	Amt.	No.	Amt.	No.	Amt.	No.	Amt.	No.	Amt.	No.	Amt.	No.	Amt.
1	BISHNUPUR	1020	4606.08	723	1367.99	6	34.03	72	235.15	0	0	2	30.56	1823	6273.81	2230	7857.78
2	CHANDEL	3240	13191.15	57	210.33	2	20.08	0	0	0	0	0	0	3299	13421.56	6254	25272.68
3	CHURACHANDPUR	11304	46380.77	733	2651.99	8	49.83	15	55.52	0	0	0	0	12060	49138.11	18216	75528.12
4	IMPHALEAST	2424	10838.35	1740	3652.23	6	32.23	33	107.9	0	0	5	9.27	4208	14639.98	5337	21064.15
5	IMPHALWEST	16123	48880.54	3545	14357.87	21	102.83	73	348.5	1	4.82	19	223.32	19782	63917.88	26954	98509.34
6	JIRIBAM	441	425.24	1179	572.32	1	0.65	0	0	0	0	0	0	1621	998.21	1684	1073
7	KAKCHING	752	2212.66	241	664.09	1	0.81	7	12.66	0	0	0	0	1001	2890.22	1174	4250.51
8	KAMJONG	179	529.16	8	25.42	1	10.67	0	0	0	0	0	0	188	565.25	381	1092.49
9	KANGPOKPI	3915	15647.3	274	994.32	2	2.76	4	22.47	0	0	0	0	4195	16666.85	7228	29485.93
10	NONEY	913	1597.79	5	37.45	0	0	2	0.04	0	0	0	0	920	1635.28	1199	2791.79
11	PHERZAWL	117	638.23	2	7.22	0	0	0	0	0	0	0	0	119	645.45	193	1037.16
12	SENAPATI	7869	27264.29	55	268.19	4	15.81	5	25.53	2	1.65	0	0	7935	27575.47	13763	48628.82
13	TAMENGLONG	2088	4257.89	23	66.59	0	0	0	0	0	0	0	0	2111	4324.48	2146	4029.79
14	TENGNUPAL	2414	7681.26	127	399.62	5	42.7	1	0.06	0	0	0	0	2547	8123.64	3882	13508.33
15	THOUBAL	442	1272.75	3326	7003.24	3	0.26	115	153.75	2	24.46	0	0	3888	8454.46	4891	12537.95
16	UKHRUL	3835	10868.28	23	129.9	3	3.49	2	11.38	1	7.03	0	0	3864	11020.08	5031	16746.5
Grand Total		57076	196291.74	12061	32408.77	63	316.15	329	972.96	6	37.96	26	263.15	69561	230290.7	100563	363414.3

Bankwise Progress under PMJDY Report of Manipur as on date 30-06-2022
(Amount in Rs. Lakhs)

Sl No.	Bank Name	As on 30.06.2022										As on 31.03.2022
		Rural No	Urban No	Male No	Female No	Total PMJDY No.	No of Zero Balance A/c	Amt Deposits held in the A/c	No of Rupay Card Issued	No of Rupay Card Activated	No of Aadhaar Seeded	Total PMJDY No.
1	BOB	20309	17973	16920	21361	38281	1665	893.26	13690	8632	27887	37694
2	BOI	1612	1284	1596	1300	2896	3036	2726	3011	1741	2267	6557
3	BOM	15	48	50	13	63	63	6	87	87	54	53
4	CAN	6906	6204	5973	7137	13110	2542	250.35	5373	2058	9757	12890
5	CBI	6441	38074	15991	28524	44515	1341	1071.1	23544	21660	22367	54995
6	IND	147	12582	5063	7663	12726	208	127.2	1726	1494	11458	12726
7	IOB	10964	6406	8681	9127	17808	17808	285.93	16095	16095	16110	31657
8	PNB	286725	1626716	835806	1077626	1913432	12564	31783.24	1636311	429151	1271199	247224
9	PSB	4303	5714	6011	4006	10017	60	155.26	7360	6389	6390	6943
10	SBI	165017	164431	140329	189055	329384	7257	7907.08	375890	227529	178341	327235
11	UCO	42292	8823	22026	28933	50959	5322	1472.5	25796	21410	36082	51134
12	UNI	9089	0	2833	6256	9089	1329	130.49	6229	3063	7560	9045
Pub	Total	553820	1888255	1061279	1381001	2442280	53195	46808.41	2115112	739309	1589472	798153
1	AXIS	1331	6841	3587	4585	8172	1353	165.59	6672	6609	1536	8152
2	BAND	0	0	0	0	0	0	0	0	0	0	0
3	HDFC	2555	2079	1971	2663	4634	1310	120.54	4634	1990	2271	4617
4	ICICI	1024	1032	700	1356	2056	154	35.91	2056	767	444	2056
5	IDBI	45	1401	673	773	1446	204	32.9	1236	0	1141	1446
6	INDUS	1	2395	605	1791	2396	1127	19.38	2388	868	2204	5
7	NESFB	0	0	0	0	0	0	0	0	0	0	0
8	YES	0	65	23	42	65	0	1.49	64	52	62	65
Priv	Total	4956	13813	7559	11210	18769	4148	375.81	17050	10286	7658	16341
1	MRB	117838	101202	89782	128441	218223	19990	5365.1	75514	71780	168055	240061
RRB	Total	117838	101202	89782	128441	218223	19990	5365.1	75514	71780	168055	240061
1	MSCB	22865	3411	9308	16220	25528	11821	6894.35	2729	2729	13224	25528
Grand	Total	699479	2006681	1167928	1536872	2704800	89154	59443.67	2210405	824104	1778409	1080083

District wise progress under PMJDY report of Manipur as on date 30-06-2022

(Amount in Rs.Lakhs)

Sl No.	District Name	As on 30.06.2022										As on 31.03.2022
		Rural No	Urban No	Male No	Female No	Total PMJDY No.	No of Zero Balance A/c	Amt Deposits held in the A/c	No of Rupay Card Issued	No of Rupay Card Activated	No of Aadhaar Seeded	Total PMJDY No.
1	BISHNUPUR	34883	271321	119721	186217	305938	11645	9640.85	228684	89657	214820	140521
2	CHANDEL	13480	0	6120	7357	13477	938	362.56	13111	8158	8293	13593
3	CHURACHANDPUR	156190	4098	72881	87401	160282	5657	4707.97	122778	58948	94476	91018
4	IMPHALEAST	70905	299175	143356	226611	369967	9882	5688.28	253470	108557	277658	152487
5	IMPHALWEST	47983	412748	182341	278080	460421	23497	9373.01	424983	150738	336082	250586
6	JIRIBAM	131405	0	56188	75217	131405	501	3507.85	101015	49000	113735	18560
7	KAKCHING	7099	248074	107831	147280	255111	4996	3157.5	187780	61115	172184	72050
8	KAMJONG	2268	0	1123	1143	2266	61	70.06	2555	1619	590	2242
9	KANGPOKPI	30071	2117	16092	16530	32622	8329	672.35	24833	19710	17498	25071
10	NONEY	9240	0	4861	4351	9212	245	812.97	7745	6304	5197	9165
11	PHERZAWL	165	0	84	81	165	4	8.41	222	95	140	166
12	SENPATI	105289	30	47129	58097	105226	1089	3874.81	97265	45241	67878	40810
13	TAMENGLONG	3508	174968	93879	84597	178476	2221	3547.74	201515	72117	105213	25174
14	TENGNUPAL	10912	37272	21627	26537	48164	995	1108.59	54929	20126	32276	17253
15	THOUBAL	70710	183141	104024	149692	253716	17154	3676.38	161462	76513	175150	153463
16	UKHRUL	5371	373737	190671	187681	378352	1940	9234.34	328058	56206	157219	67924
Grand Total		699479	2006681	1167928	1536872	2704800	89154	59443.67	2210405	824104	1778409	1080083

Bankwise Progress under SOCIAL SECURITY SCHEME Report of Manipur as on date 30-06-2022

Sl No.	Bank Name	As on 30.06.2022							As on 31.03.2022	
		Enrolment under PMJBY	eligible cases under PMJBY	renewals under PMJBY	Enrolment under PMSBY	eligible cases under PMSBY	renewals under PMSBY	Enrolment under APY	Total Enrolment No.	Total Enrolment No.
1	BOB	5600	9967	1149	20874	4775	7112	2273	28747	26148
2	BOI	916	14526	788	3728	22265	2735	34	4678	4682
3	BOM	35	58	1523	40	812	2631	15	90	142
4	CAN	2213	50704	1292	5315	61764	4133	1467	8995	8424
5	CBI	1319	89808	1258	3886	121116	3761	1603	6808	5442
6	IND	481	395	8	1645	1608	41	721	2847	2786
7	IOB	2894	10544	2615	3761	12432	3232	241	6896	28339
8	PNB	56553	460994	4386	186986	614538	15159	32018	275557	208936
9	PSB	2146	2146	2146	11033	11033	11033	1023	14202	13583
10	SBI	132768	431956	20600	268926	736951	79230	6382	408076	223023
11	UCO	4419	138664	2729	8241	386148	5988	1374	14034	13543
12	UNI	267	8785	239	1106	11329	1049	70	1443	1108
Pub	Total	209611	1218547	38733	515541	1984771	136104	47221	772373	536156
1	APBL	0	0	0	0	0	0	0	0	329
2	AXIS	259	53383	138	708	64522	392	2693	3660	3564
3	BAND	0	0	0	0	0	0	0	0	0
4	HDFC	1046	1046	317	1756	1756	784	557	3359	3338
5	ICICI	4	10609	133	0	16123	140	2	6	2
6	IDBI	464	7018	130	873	8427	343	231	1568	1551
7	INDUS	39	1595	0	384	2250	0	7	430	429
8	NESFB	0	0	0	0	0	0	0	0	0
9	YES	1	1427	0	6	1721	6	1	8	1
Priv	Total	1813	75078	718	3727	94799	1665	3491	9031	9214
1	MRB	20439	91106	11813	57405	195046	46376	3448	81292	81344
RRB	Total	20439	91106	11813	57405	195046	46376	3448	81292	81344
1	MSCB	325	1096	254	2948	4150	2515	0	3273	3363
Grand	Total	232188	1385827	51518	579621	2278766	186660	54160	865969	630077

District wise progress under SOCIAL SECURITY SCHEME report of Manipur as on date 30-06-2022

Sl No.	District Name	As on 30.06.2022							As on 31.03.2022	
		Enrolment under PMJJBY	eligible cases under PMJJBY	renewals under PMJJBY	Enrolment under PMSBY	eligible cases under PMSBY	renewals under PMSBY	Enrolment under APY	Total Enrolment No.	Total Enrolment No.
1	BISHNUPUR	15329	117188	3096	50382	182017	15513	4528	70239	59074
2	CHANDEL	4650	22472	647	9948	34793	2360	136	14734	7294
3	CHURACHANDPUR	21769	146479	4827	41445	412659	12478	2435	65649	42227
4	IMPHALEAST	29490	183807	9062	82309	274353	35667	8160	119959	89954
5	IMPHALWEST	66021	398579	17366	181792	588316	59314	20341	268154	212483
6	JIRIBAM	3596	10108	261	9047	13084	710	2184	14827	11304
7	KAKCHING	14978	79666	2196	43621	128941	14148	2451	61050	42556
8	KAMJONG	358	2158	28	1106	3906	324	17	1481	839
9	KANGPOKPI	18353	30444	2624	19791	49502	5227	599	38743	19061
10	NONEY	1762	9979	637	4344	13859	2303	401	6507	4517
11	PHERZAWL	171	462	23	715	722	188	8	894	554
12	SENAPATI	20845	73624	1471	39238	105020	7957	1748	61831	36006
13	TAMENGLONG	2275	43859	225	11963	55137	1130	2394	16632	11421
14	TENGNUPAL	8678	51464	1687	17405	69085	4676	1164	27247	18139
15	THOUBAL	16635	129561	6047	49246	224146	20705	5019	70900	56686
16	UKHRUL	7278	85977	1321	17269	123226	3960	2575	27122	17962
Grand Total		232188	1385827	51518	579621	2278766	186660	54160	865969	630077

**Bankwise Progress under AADHAAR
Authentication Report of Manipur as
on date 30-06-2022**

SI No.	Bank Name	Number of operative CASA	Number of Aadhaar seeded CASA	Number of Authenticated CASA
1	BOB	126654	95505	48745
2	BOI	34600	30670	9340
3	BOM	9123	6412	7863
4	CAN	44221	55770	17281
5	CBI	88711	51471	67878
6	IND	40835	27301	22426
7	IOB	28939	28939	25068
8	PNB	580292	401549	3409
9	PSB	41469	39266	39266
10	SBI	953037	405044	377699
11	UCO	128329	124658	124658
12	UNI	9088	8159	11742
Public	Total	2085298	1274744	755375
1	AXIS	77837	18252	32571
2	BAND	32595	72	10335
3	HDFC	35117	13067	12518
4	ICICI	20182	15797	14182
5	IDBI	9807	8096	4828
6	INDUS	8452	8452	8452
7	NESFB	10372	0	0
8	YES	1455	994	851
Private	Total	195817	64730	83737
1	MRB	495587	366337	366337
RRB	Total	495587	366337	366337
1	MSCB	176291	104191	151445
Grand	Total	2952993	1810002	1356894

**District wise progress under
AADHAAR Authentication report of
Manipur as on date 30-06-2022**

SI No.	District Name	Number of operative CASA	Number of Aadhaar seeded CASA	Number of Authenticated CASA
1	BISHNUP	298077	180159	158215
2	CHANDEL	35314	19626	17930
3	CHURAC	255615	167827	106371
4	IMPHALE	441827	316237	260906
5	IMPHAL	867735	539042	433048
6	JIRIBAM	48634	30704	2820
7	KAKCHIN	171173	113601	76123
8	KAMJON	5179	1471	2265
9	KANGPO	97250	49294	45282
10	NONEY	26477	17475	17490
11	PHERZA	900	365	504
12	SENAPAT	124871	42884	42688
13	TAMENG	56318	35753	1124
14	TENGNO	48402	30121	23516
15	THOUBAL	333865	191922	136243
16	UKHRUL	141356	73521	32369
Grand	Total	2952993	1810002	1356894

**Bankwise Progress under DIGITAL TRANSACTION Report of Manipur during the FY-2022-2023 upto date 30-06-
(Rs. In Lakhs)**

Sl No.	Bank Name	BHIM/UPI A/c	BHIM/UPI Amt.	BHIM Aadhaar A/C	BHIM Aadhaar Amt.	Bharat QR Code A/C	Bharat QR Code Amt.	IMPS A/C	IMPS Amt.	Cards (Debit & Credit) A/C	Cards (Debit & Credit) Amt.	USSD A/C	USSD Amt.
1	BOB	6851	1724.79	45	13.75	0	0	41660	6411.1	16511	6633.39	0	0
2	BOI	155	33	128	23	19	27	627	41	469	38	0	0
3	BOM	25	9	12	3.13	5	1	34	15	213	87	0	0
4	CAN	476037	13982.37	0	0	0	0	126046	1846064.77	97138	3225.24	2	0.1
5	CBI	16108	15567.95	850	45.94	0	0	6562	3631.79	15331	3288.99	0	0
6	IND	145987	2612.04	0	0	0	0	9022	1641.64	37357	1295.88	0	0
7	IOB	1890	134.77	65	31.19	65	54.32	2655	182.47	8801	222.04	0	0
8	PNB	2500554	73469.94	595	24.31	0	0	145914	14418.33	756194	36659.65	0	0
9	PSB	54945	5772.31	0	0	0	0	4420	894.19	116595	10725.71	0	0
10	SBI	1	0.01	6977306	174680.79	0	0	281	7.45	95	2.06	0	0
11	UCO	0	0	0	0	0	0	83123	9718.08	0	0	0	0
12	UNI	145639	3669.52	14	0.12	0	0	11249	990.47	1952	1.58	0	0
Public	Total	3348192	116975.7	6979015	174822.23	89	82.32	431593	1884016.29	1050656	62179.54	2	0.1
1	AXIS	23866	41765.2	0	0	4615	229.54	7719	1929212.01	13172	3026.03	0	0
2	BAND	216810	7446.79	0	0	0	0	21361	3120.59	23399	991.79	0	0
3	HDFC	602944592	38280736.37	0	0	380	5.49	61591077	18527857.1	130968	4443.62	0	0
4	ICICI	413	271.65	3	0.1	9463	13629.97	5103	16755.99	4670	1564.53	0	0
5	IDBI	87855	2116.64	294	7.2	0	0	2390	648.25	198	5.74	0	0
6	INDUS	2920	11195.34	2920	11195.34	0	0	6200	10714.77	8251	2.96	0	0
7	NESFB	0	0	0	0	0	0	0	0	541	96.97	0	0
8	YES	23502	1297.37	0	0	85	55.8	6940	1658.41	0	0	0	0
Private	Total	603299958	38344829.36	3217	11202.64	14543	13920.8	61640790	20489967.12	181199	10131.64	0	0
1	MRB	5236	18	3256	37	0	0	2306	68	602	111	0	0
RRB	Total	5236	18	3256	37	0	0	2306	68	602	111	0	0
1	MSCB	0	0	0	0	0	0	749	231.95	17038	833.23	0	0
Grand	Total	606653386	38461823.06	6985488	186061.87	14632	14003.12	62075438	22374283.36	1249495	73255.41	2	0.1

**District wise progress under DIGITAL TRANSACTION report of Manipur during the FY 2022-2023 upto
date 30-06-2022
(Amount in Rs.Lakhs)**

Sl No.	District Name	BHIM/UPI A/c	BHIM/UPI Amt.	BHIM Aadhaar A/C	BHIM Aadhaar Amt.	Bharat QR Code A/C	Bharat QR Code Amt.	IMPS A/C	IMPS Amt.	Cards (Debit & Credit) A/C	Cards (Debit & Credit) Amt.	USSD A/C	USSD Amt.
1	BISHNUPUR	13507210	813285.75	506995	12345	194	11.01	998560	298895.62	31867	1753.97	0	0
2	CHANDEL	0	0	169266	3863.13	94	80.23	3712	319.23	7	0.98	0	0
3	CHURACHANDPUR	50254471	3395944.8	735741	16152.08	964	1109.31	6789198	2590809.1	102425	5399.2	2	0.1
4	IMPHALEAST	152311034	8930405.8	841540	26976.33	3763	3347.94	10310868	3594192.5	196861	15124.15	0	0
5	IMPHALWEST	241231928	15623405	2549493	73080	7834	7853.14	30797289	10710569	588867	36112.89	0	0
6	JIRIBAM	258966	7740.81	12367	191.53	0	0	20584	2729.07	43164	1871.16	0	0
7	KAKCHING	285011	14832.46	336102	8369.01	4	0	26360	7987.14	37558	1660.46	0	0
8	KAMJONG	0	0	25614	623.9	0	0	1	0.01	0	0	0	0
9	KANGPOKPI	132316	8796.39	346767	8101.97	1	0	16621	4050.31	11497	361.63	0	0
10	NONEY	0	0	53442	2076.05	0	0	2	1	0	0	0	0
11	PHERZAWL	0	0	3293	64.37	0	0	0	0	0	0	0	0
12	SENAPATI	41699969	2927516.9	467094	10886.66	180	7.94	4387252	1424586.6	16658	976.49	0	0
13	TAMENGLONG	281211	8226.47	11214	258.55	0	0	26066	234638.1	61906	2406.56	0	0
14	TENGNUPAL	25669	2686.92	151376	3997.18	67	5.37	6048	173199.58	8835	406.2	0	0
15	THOUBAL	106473392	6722954.4	522993	13173.88	1531	1588.18	8671343	3329422.8	99027	4757.91	0	0
16	UKHRUL	192209	6027.49	252191	5902.23	0	0	21534	2883.69	50823	2423.81	0	0
Grand	Total	606653386	38461823	6985488	186061.87	14632	14003.12	62075438	22374283	1249495	73255.41	2	0.1

Status of RSETIs in Manipur as on 30 JUNE 2022

1. Progress in Rural Self-Employment Institute (RSETI): Churachandpur

Sponsoring Bank : State Bank of India

Name of Bank/ FI	State Bank of India	
District	Churachandpur	
Training Programme	Current Financial Year	Cumulative
No. of training Programme	4	162
No. of Trainee	85	3330
Settlement		
With Bank Finance	97	917
With Self Finance	0	1093
Wage Employment	0	36
Total Settlement	97	2046
Settlement %	100	61.44

2. Progress in Rural Self-Employment Institute (RSETI): Kakching

Sponsoring Bank : Punjab National Bank

Name of Bank/ FI	State Bank of India	
District	Churachandpur	
Training Programme	Current Financial Year	Cumulative
No. of training Programme	3	5
No. of Trainee	74	110
Settlement		
With Bank Finance	8	12
With Self Finance	44	64
Wage Employment	X	2
Total Settlement	52	78
Settlement %	72	71

Review on inclusion of Financial Education in School Curriculum

The process is completed and removed as an Agenda item as decided in the 69th SLBC for the Qtr ended December 2021.

Financial literacy initiatives by Banks:

- A. 145 (One hundred Fortyfive) number of FLCs have been conducted by different Banks during the Quarter. The Bank wise report is as under:

Report on conduct of FLCs by Rural Bank Branches for during June quarter FY 2022 -23			
SL. NO.	BANK	No of Rural Branches	No of FLCs
1	AXIS	2	4
2	BANDHAN	3	3
3	BOB	8	0
4	BOI	2	2
5	CAN	3	0
6	CBI	5	15
7	HDFC	4	0
8	ICICI	4	0
9	IDBI	1	2
10	IND	2	3
11	INDUS	2	0
12	IOB	1	1
13	MRB	15	0
14	MSCB	6	30
15	NESFB	1	1
16	PNB	6	0
17	PSB	3	0
18	SBI	32	11
19	UCO	7	0
20	FLCs/LDMs	Digital Camps	11
21	FLCs/LDMs	Target Specific Camps	62
Total		107	145

B. Setting up of CFL (Centre for Financial Literacy):

All 11 CFLs have been operationalised in the State

SL No.	Districts	Sponsor Bank	Block	Remarks
1	Senapati	SBI	Tadubi	Launched
2	Imphal West	SBI	Lamsang	Launched
3	Churachandpur	SBI	Lamka South TD	Launched
4	Chandel	SBI	Chandel	Launched
5	Kakching	SBI	Kakching	Launched
6	Kangpokpi	SBI	Kangpokpi	Launched
7	Imphal East	PNB	Keirao Bitra	Launched
8	Tengnoupal	PNB	Tengnoupal	Launched
9	Ukhrul	PNB	Ukhrul	Launched
10	Tamenglong	PNB	Tamenglong	Launched
11	Bishnupur	PNB	Moirang	Launched

Opening of Bank branches in Unbanked Blocks in Manipur

As decided in the SLBC, Sub-committee meeting held on 14.02.2013 at the Conference Hall of Manipur Secretariat, the following Banks have been allotted to open their Branches in the unbanked blocks as given below.

The SLBC Sub-Committee on Unbanked blocks, Unbanked ULBs, Digitalization and Financial Inclusion under the Chairmanship of the Chief Secretary, Government of Manipur on 30th May 2022 reviewed the progress of opening branches in Unbanked blocks and Unbanked ULBs. Approved minutes of the meeting have been circulated to all members of the committee. Member Banks /Dept. have been advised to submit their action taken reports. The present status is as under:

Sl No	District	Name & Block	Centre	Allotted Bank	Remarks/ Status
1	Kangpokpi	Island TD	Island	IOB	Opened
2	Kangpokpi	Saitu Gamphazol TD	Saitu Gmaphazol	PNB	SBI branch opened at Sapormeina.
3	Chandel	Khenjoy TD	Khenjoy	ICICI	Opened
4	Tengnoupal	Machi TD	Machi	BOB	Opened
5	Tengnoupal	Tengnoupal TD	Tengnoupal	MRB	Opened
6	Tamenglong	Tamei TD	Tamei	SBI	Opened
7	Noney	Nungba TD	Nungba	MRB	Opened
8	Churachandpur	Lamka South TD	Lamka	MRB	Opened
9	Churachandpur	Samulamlan TD	Samulamlan	PNB	Opened
10	Churachandpur	Lanva TD	Pearsonmun	SBI	Opened
11	Churachandpur	Saikot TD	Saikot	MSCB	Opened
12	Pherzawl	Thanlon TD	Thanlon	SBI	Opened
13	Noney	Khoupum TD	Khoupum	UCO	Opened
14	Kamjong	Phungyar TD	Phungyar	CBI	Opened
15	Ukhrul	Lungchungmaphei TD	Lungchungmaphei	BOB	Opened on 29.11.2021 at Somdal.
16	Ukhrul	Chingai TD	Chingai	BOB	Not Opened.
17	Kamjong	Kasom Khullen TD	Kasom Khullen	PSB	Not Opened.
18	Senapati	Wilong TD	Wilong	BOB	Not Opened.
19	Senapati	Phaibung Khullen TD	Phaibung Khullen	UCO	Not Opened.
20	Senapati	Purul TD	Purul	Indian Bank	Not opened.
21	Senapati	Paomata TD	Paomata	MSCB	Not opened
22	Kangpokpi	T Waichong TD	T.Waichong	PSB	Not opened
23	Tamenglong	Tousem TD	Tousem	PNB	Not opened.
24	Churachandpur	Henglep TD	Henglep (S.Kholian-	ICICI	Not opened.

			site changed)		
25	Churachandpur	Sangaikot TD	Sangaikot	AXIS	Not opened.
26	Pherzawl	Vangai Range TD	Vangai Range	HDFC	Not opened.
27	Pherzawl	Tipaimukh TD	Tipaimukh	AXIS	Not opened.

All allotted banks were advised to expedite the process of opening the branch in the allotted blocks in the last sub-committee meeting.

Total unbanked blocks identified as on 14.02.2013 : 27

Opened as on 30.06.2022 : 16

Pending as on 30.06.2022 : 11

In the "Review Meeting of Unbanked Blocks and DBT implementation in the State" held on 26-05-2020, 12 new Unbanked Blocks were allotted Banks for opening branches, and in 62th SLBC meeting held on 9th June 2020 Lungtin Block was re-allotted to PNB.

The progress was reviewed in the last SLBC meeting for March Quarter held on 25th September 2022.

NEW UNBANKED BLOCKS

Sl No	District	Name & Block	Name of the Bank	Remarks/ Present Status
1	Jiribam	Bokobekra	HDFC	Not opened. A BC outlet has been setup as a temporary measure.
2	Kangpokpi	Champhai	PNB	Not opened.
3	Kangpokpi	Lhungtin		
4	Kangpokpi	Bungte Chiru	PSB	Not opened.
5	Kangpokpi	Kangchup Geljang	SBI	SBI Branch opened
6	Ukhrul	Jessami	SBI	Not opened.
7	Kamjong	Shahanphung	BOI	Not opened.
8	Tengnoupal	Khangbarol	Canara Bank	Not opened.
9	Churachandpur	Mualnuam	AXIS Bank	Not opened. A BC outlet has been setup as a temporary measure.
10	Churachandpur	Kangvai	ICICI	Not opened.
11	Churachandpur	Suangdoh	PNB	Not opened.
12	Noney	Haochong	HDFC	Not opened. Construction in progress.

Allocation of Bank for opening branches at unbanked towns/ULBs in Manipur

Sl. No	Name of the ULB	District	Population (2011 Census)	Name of the Bank	Opening Status
A. Municipal Councils					
1	Sugnu MC	Kakching	5132	SBI	Branch opened
2	Lamlai MC	Imphal East	4601	Yes Bank	MRB Branch opened on 22.05.2019
3	Kakching Khunou MC	Kakching	11379	Canara Bank	Not opened.
4	Kwakta MC	Bishnupur	8579	BOM	Not opened.
5	Shikhong Sekmai MC	Thoubal	7390	Indusind Bank	Not opened.
B. NAGAR PANCHAYAT					
6	Samurou NP	Imphal West	16582	Union Bank of India	Not opened.
7	Thongkhong Laxmi NP	Imphal West	14878	PNB	Not opened.
8	Lilong (IW) NP	Imphal West	12427	PNB	Not opened.
9	Andro NP	Imphal East	8744	Canara Bank	Not opened.
10	Lamshang NP	Imphal West	8130	Indian Bank	Not opened. Civil work in progress.
11	Oinam NP	Bishnupur	7161	BOI	Not opened. Civil work in progress.

Roadmap for opening CBS Enabled Banking Outlet in villages having population more than 5000 without a bank branch of a scheduled commercial bank for the state of Manipur

Sl. No	Name of District	Name of Village with population >5000	Population	Bank Branch (Yes/No)- Name of Bank	Remarks	Allotted to Bank for opening of Branch duly approved in the DCC/SLBC	No of Brick & Mortar Br. To be opened (Jan-16 to Mar-16)	No of Brick & Mortar Br. To be opened (April-16 to Mar-2017)
1	Senapati	Makhrelui	5,971	Yes	Village located in Senapati town having SBI, HDFC, CBI, UBI, UCO bank br.	N/R		April-16 to Mar-2017
2	Senapati	Tadubi	5,847	Yes	SBI Opened			
3	Senapati	Kalinamei	7,053	No		Bank of Baroda		April-16 to Mar-2017
4	Senapati	Punanamei	6,380	No	UBI CSP	SBI		April-16 to Mar-2017
5	Senapati	Shajouba	7,456	No		UCO		April-16 to Mar-2017
6	Senapati	Laii	5,518	No		Bank of India		April-16 to Mar-2017
7	Senapati	Liyai Khullen	7,153	No		Union Bank		April-16 to Mar-2017
8	Senapati	Tungjoy	5,988	No		Canara Bank		April-16 to Mar-2017
9	Senapati	Phuba Khuman	5,526	No		Canara Bank		April-16 to Mar-2017
10	Senapati	Purul Atongba	5,043	No		Bank of Maharashtra		April-16 to Mar-2017
11	Senapati	Purul Akutpa	6,168	No		Punjab National Bank		April-16 to Mar-2017
12	Churachandpur	Tuibong	8,085	Yes	SBI Opened			
13	Churachandpur	Bijang	5,020	No	SBI CSP	Punjab National Bank		April-16 to Mar-2017

Sl. No	Name of District	Name of Village with population >5000	Population	Bank Branch (Yes/No)- Name of Bank	Remarks	Allotted to Bank for opening of Branch duly approved in the DCC/SLBC	No of Brick & Mortar Br. To be opened (Jan-16 to Mar-16)	No of Brick & Mortar Br. To be opened (April-16 to Mar-2017)
14	Churachandpur	Vengnuam	7,302	No	DCC Churachandpur confirmed that there are no banks within the boundary of the village.	Canara Bank		April-16 to Mar-2017
15	Bishnupur	Leimapokpam	8,120	No	MRB CSP	Indian Bank		April-16 to Mar-2017
16	Bishnupur	Ngaikhong Khullen	5,256	Yes	Village located in Bishnupur town having AXIS, SBI, UBI, UCO etc	N/R		April-16 to Mar-2017
17	Bishnupur	Kwakta (Pt)	10,735	No	UBI CSP	Axis Bank		April-16 to Mar-2017
18	Bishnupur	Kha Thingungei	10,107	No		Bank of India		April-16 to Mar-2017
19	Bishnupur	Thanga	14,316	No	UBI CSP	Central Bank of India		April-16 to Mar-2017
20	Bishnupur	Wangoo Ahallup	9,148	No	MRB CSP	HDFC		April-16 to Mar-2017
21	Thoubal	Maibam Konjil	5,696	No	SBI CSP	ICICI		April-16 to Mar-2017
22	Thoubal	Irong Chesaba	6,749	No	SBI CSP	HDFC		April-16 to Mar-2017
23	Thoubal	Leisangthem	6,118	No	SBI CSP	Indian Overseas Bank		April-16 to Mar-2017
24	Thoubal	Khekman	7,157	No	PSB Branch Opened	Punjab & Sind Bank		April-16 to Mar-2017
25	Thoubal	Mojjing	7,428	No	UBI CSP	Bank of Maharashtra		April-16 to Mar-2017
26	Thoubal	Khangabok	16,344	No	UBI CSP	Bank of Baroda		April-16 to Mar-2017
27	Thoubal	Sangaiyumpham	11,311	Yes	MRB opened	Manipur Rural Bank		April-16 to Mar-2017
28	Thoubal	Tentha	9,087	No	MRB CSP	Indusind Bank		April-16 to Mar-2017
29	Thoubal	Wangkhem	5,235	No	UBI CSP	Yes Bank		April-16 to Mar-2017
30	Thoubal	Heirok Part I (Pt)	9,574	No	MRB CSP	IDBI		April-16 to Mar-2017
31	Thoubal	Heirok Part II (Pt)	6,205	No	MRB CSP	Indian Bank		April-16 to Mar-2017
32	Kakching	Irengband	10,600	No	UBI CSP	Bank of Baroda		April-16 to Mar-2017
33	Kakching	Wabagai	8,578	No	UBI CSP	SBI		April-16 to Mar-2017

Sl. No	Name of District	Name of Village with population >5000	Population	Bank Branch (Yes/No)- Name of Bank	Remarks	Allotted to Bank for opening of Branch duly approved in the DCC/SLBC	No of Brick & Mortar Br. To be opened (Jan-16 to Mar-16)	No of Brick & Mortar Br. To be opened (April-16 to Mar-2017)
34	Kakching	Hiyanglam I	8,872	No	UBI CSP	Axis Bank		April-16 to Mar-2017
35	Kakching	Langmeidong	5,935	No	UBI CSP	Punjab National Bank		April-16 to Mar-2017
36	Kakching	Arong Nongmaikhong	5,571	No	MRB CSP	Punjab & Sind Bank		April-16 to Mar-2017
37	Kakching	Wangoo	6,134	No	CSP MRB	Indian Overseas Bank		April-16 to Mar-2017
38	Imphal West	Kanglatongbi	7,152	Yes	PNB Opened	Punjab National Bank		April-16 to Mar-2017
39	Imphal West	Sekmai(Part)	5,162	Yes	SBI Opened			
40	Imphal West	Khurkhul	6,450	No	CBI CSP	Central Bank of India		April-16 to Mar-2017
41	Imphal West	Patsoi	5,358	Yes	BOB Opened			
42	Imphal East	Keirao Makting	5,319	No	PNB CSP	Punjab National Bank		April-16 to Mar-2017
43	Imphal East	Tulihal	5,594	Yes	HDFC Yairipok Branch opened	Canara Bank		April-16 to Mar-2017
44	Imphal East	Yambem	5,705	No	SBI CSP	Union Bank		April-16 to Mar-2017
45	Imphal East	Changamdabi	6,419	No	SBI CSP	UCO Bank		April-16 to Mar-2017
46	Ukhrul	Hundung	10,785	No	UBI CSP	Bank of Baroda		April-16 to Mar-2017

Provision for banking services through banking outlets or part-time banking outlets in the villages as on 30-06-2022

Name of District	Total Villages	Above 5000			2000-5000			Below 2000			Total	
		Nos. of Villages	Banked	Unbanked	Nos. of Villages	Banked	Unbanked	Nos. of Villages	Banked	Unbanked	Banked	Unbanked
Imphal West	107	4	4	0	36	36	0	67	67	0	107	0
Imphal East	141	4	4	0	42	42	0	95	95	0	141	0
Jiribam	50	0	0	0	2	2	0	48	48	0	50	0
Thoubal	61	11	11	0	21	21	0	29	29	0	61	0
Kakching	26	6	6	0	20	20	0	10	10	0	26	0
Bishnupur	48	6	6	0	20	20	0	22	22	0	48	0
Churachandpur	507	3	3	0	14	14	0	490	490	0	507	0
Pherzawl	89	0	0	0	2	2	0	87	73	14	75	14
Senapati	136	11	11	0	42	42	0	83	83	0	136	0
Kangpokpi	533	0	0	0	6	6	0	527	527	0	533	0
Tamenglong	117	0	0	0	3	3	0	114	114	0	117	0
Noney	57	0	0	0	4	4	0	53	53	0	57	0
Ukhrul	95	1	1	0	12	12	0	82	82	0	95	0
Kamjong	118	0	0	0	1	1	0	117	106	11	107	11
Chandel	267	0	0	0	1	1	0	266	266	0	267	0
Tengnoupal	163	0	0	0	1	1	0	162	162	0	163	0
Total	2515	46	46	0	217	217	0	2252	2227	25	2490	25

STATE BANK OF INDIA

7. STATEMENT GIVING DETAILS OF DLRC MEETINGS HELD DURING April' 2022 To March' 2023

NAME OF THE CIRCLE : North Eastern Circle		(iv)						
S.N O.	NAME OF THE STATE / U.T	NAME OF THE DISTRICT	DATE OF DISTRICT LEVEL REVIEWING COMMITTEE (DLRC) MEETINGS				WHETHER ATTENDED BY MPs/MLAs/ZP CHIEFS (Name & Date)	IN CASE NO MEETING CONVENED, REASONS THEREOF*
(i)	(ii)	(iii)	I-Qtr.(April - June)	II-Qtr. (July-Sep)	III-Qtr. (Oct-Dec)	IV-Qtr. (Jan-Mar)	(v)	(vi)
1	MANIPUR	Imphal West	22.09.2022				No	
2	MANIPUR	Churachandpur	14.09.2022				No	
3	MANIPUR	Thoubal	30.08.2022				No	
4	MANIPUR	Kakching					No	
5	MANIPUR	Senapati					No	
6	MANIPUR	Kangpokpi					No	
7	MANIPUR	Pherzawl					No	There is no Bank Branch in Pherzawl District. Thanlon Sub-Division has been reamalgamated to Churachandpur District vide Govt. of Manipur, Revenue Department notification dated 6th January, 2022 published in Manipur Gazette no. 337 dated 7th January, 2022
8	MANIPUR	Bishnupur	05.09.2022				No	
9	MANIPUR	Noney	01.09.2022				No	
10	MANIPUR	Imphal East	12.09.2022				No	
11	MANIPUR	Tengnoupal	22.08.2022				No	
12	MANIPUR	Ukhrul					No	
13	MANIPUR	Jiribam					No	
14	MANIPUR	Chandel	28.09.2022				No	
15	MANIPUR	Kamjong					No	
16	MANIPUR	Tamenglong					No	

*In case the meeting could not be convened during the quarter, reason may be furnished in column No. (vi)

MEETING MINUTES OF THE 70th SLBC MEETING FOR MARCH QUARTER 2022 HELD ON 25th AUGUST 2022 02.30 PM AT THE CONFERENCE HALL OF THE SOUTH BLOCK SECRETARIAT.

Dr. Rajesh Kumar, IAS, Chief Secretary, Government of Manipur, chaired the 70th SLBC meeting for the quarter ended March 2022. Shri Namkoi Kangba, Chief Manager SBI & Coordinator SLBC welcomed and thanked all the participants for attending the meeting and SLBC presented the agenda items for discussion/deliberations of the House.

(List of participants in **Annexure**)

Agenda no. 1: Adoption of the minutes of the 69th SLBC meeting held on 05.04.2022.

The Chair expressed his disappointment over the poor performance in Social Security Schemes, KCC and other Government sponsored schemes, and the minutes of the 69th SLBC meeting was adopted by the House with the condition that all decisions taken in the SLBC meeting which were not implemented so far shall be implemented on priority within 30th September 2022. A report on compliance shall be submitted to DIF by 5th October, 2022.

Agenda no. 2: Review of Action taken Report of the 69th SLBC Meeting for held on 05.04.2022.

Opening of RSETIs in Manipur

- **Bishnupur District:** The District Administration has identified the land for setting up of RSETI but allocation is still under process. Temporary building for RSETI has been identified at Transit Hostel, DC Office Complex, Bishnupur. Punjab National Bank informed that the approval of the Board has been received for opening of the RSETI in the District; however, they have written to MoRD for approval to set up RSETI. ACS/RD&PR informed that as per guidelines, separate approval of MoRD is not required once the SLBC approves the setting up of the RSETI. Hence, PNB was requested to furnish a copy of the instructions requiring approval of MoRD for setting up an RSETI to RD&PR SMD/MSRLM.

The Chairman also advised the PNB to create necessary infrastructure at the identified site and to operationalise the RSETI as per guidelines without any further delay. SMD/MSRLM shall monitor the progress of setting up of the RSETI.

Imphal East District: Punjab National Bank informed that although land is still yet to be allocated for the permanent site by the District Administration, a temporary building in DIC campus has been identified. The Bank further informed that the approval of the Board has been received for opening of the RSETI in the District; however, they have written to MoRD for approval to set up RSETI. ACS/RD&PR informed that as per guidelines, separate approval of MoRD is not required once the SLBC approves the setting up of the RSETI. Hence, PNB was requested to furnish a copy of the instructions requiring approval of MoRD for setting up an RSETI to RD&PR SMD/MSRLM.

The Chairman also advised the PNB to create necessary infrastructure at the identified site and to operationalise the RSETI as per guidelines without any

Summa
08/09/2022

further delay. SMD/MSRLM shall monitor the progress of setting up of the RSETI.

Tamenglong District: Permanent site for the RSETI has been identified at Tamenglong College, New Campus and a temporary building has been allocated at District Mini Secretariat campus. Punjab National Bank informed that the approval of the Board has been received for opening of the RSETI in the District; however, they have written to MoRD for approval to set up RSETI. ACS/RD&PR informed that as per guidelines, separate approval of MoRD is not required once the SLBC approves the setting up of the RSETI. Hence, PNB was requested to furnish a copy of the instructions requiring approval of MoRD for setting up an RSETI to RD&PR SMD/MSRLM.

The Chairman also advised the PNB to create necessary infrastructure at the identified site and to operationalise the RSETI as per guidelines without any further delay. SMD/MSRLM shall monitor the progress of setting up of the RSETI.

Senapati District: SBI informed the House that land has been allocated about 3 kms from the District Headquarter. Further, a building has been allocated in the Mini Secretariat Complex for temporary functioning of the RSETI, and the DC, Senapati informed that renovation work was carried out. The Regional Manager, Manipur, State Bank of India stated that the building requires renovation and as per SOP, renovation is to be done by the Government and suggested bank can share some cost of repairing. The Chairman advised the Bank and District Administration/MSRLM for inspection of the premises again and operationalization of RSETI at the earliest.

Chandel District: SBI informed that land for permanent building is yet to be allocated; however, a building has been allocated in the Mini Secretariat Complex for temporary functioning of the RSETI. The Regional Manager, Manipur, State Bank of India stated that the building requires renovation and as per SOP, renovation is to be done by the Government and suggested bank can share some cost of repairing. The Chairman advised the Bank and District Administration/MSRLM for inspection of the premises again and operationalization of RSETI at the earliest.

Ukhrul District: Land for the permanent site has already been identified. Premises for temporary running of RSETI allocated at Mini Secretariat, Ukhrul. The Regional Manager, State Bank of India stated that the building requires renovation and as per SOP renovation is to be done by the government and suggested sharing some cost of repairing by the Bank and government. The Chairman advised the Bank to create further necessary infrastructure and operationalise the RSETI.

Imphal West District: Land still yet to be allocated. Premises for temporary running of RSETI allocated at Mini Secretariat, Ukhrul. The Regional Manager, State Bank of India stated that the building requires renovation and as per SOP renovation is to be done by the government and suggested sharing some cost of repairing by the Bank and government. The Chairman advised the Bank to create further necessary infrastructure and operationalise the RSETI.

Sumay
08/09/22

The Chairman requested ACS/RD&PR to review the progress of opening of the RSETIs at his level with the Banks and DC concerned.

(Action: Allotted Sponsor banks/ MSRLM and Deputy Commissioners of the Districts)

Agenda no 3: Review of Deposits, Advances and CD Ratio:

The Convenor Bank informed the House that the CD ratio at the end of the March 2022 Quarter for the State stood at 67% which is above the national bench mark of 60 %. The bank-wise CD ratio was reviewed.

3 Banks - Yes Bank, BoM and MSCB Ltd have CD ratio below 40% and 11 banks - BOB, CBI, IOB, PNB, PSB, Union Bank, IDBI, NESFB, MRB, Axis and ICICI Banks have CD ratio between 40% to 60%. Banks with CD below 60% were noted with concern and Chairman advised all banks with CD ratio below 60 % to achieve CD ratio of 60% by December 2022 quarter.

(Action: All Banks)

Agenda 4: Review of Credit Disbursement:

a) **Review of ACP Performance.**

The House reviewed the overall ACP Achievement including the sector wise achievement during the quarter. The Priority Sector ACP achievement for the year was **84.36%**.

The Chairman observed that the achievement under Priority Sector, especially Agri Sector such as Crop Loan, Animal Husbandry, Fishery and other PS ACP were below the desired levels. He viewed with concern the persistent poor performance in Agri Sector and urged the Banks to improve their performance in this Sector. The Regional Manager of Convenor Bank stated that with 39.25% achievement of ACP during the Quarter, the performance of the Banks has comparatively improved and assured to improve further.

The Chairman advised RBI and DIF to monitor the performance of banks in the PSL Sector on a monthly basis.

(Action: All Banks, RBI and Director/IF)

b) **PMSVANidhi Yojana as on 31.03.2022**

Target	Sanctioned No.	Sanctioned Amt	Disbursed No.	Disbursed Amt	Sanctioned but pending disbursement
13000	8814	8.81	8579	8.58	438

The progress and performance under PMSVANidhi were reviewed and the Chairman advised MAHUD Department to coordinate with the banks to improve the performance. 2nd tranche loan should be given to all eligible customers and all banks were advised to dispose pending cases immediately.

The Chairman advised the Banks to launch special drive in the next two months and to dispose all loan applications expeditiously; further, the rejected applications may be reviewed and wherever, they have been rejected due to

Summary
08/04/22

minor reasons, the banks shall assist in getting them rectified and sanction the loans accordingly.

The Chairman advised Commissioner/MAHUD and Director/MAHUD to monitor the performance of banks on a regular basis to improve the performance.

(Action: All Banks & MAHUD Department)

Agenda 5: Review of financial inclusion initiatives, Expansion of Banking Network, Financial literacy, Social Security Schemes and Digitisation.

a) DFS inadequately uncovered villages:

As per the PMJDY website of DFS, there are only 2 identified uncovered bank villages –Mongken village and Maomual village in Churachandpur District which are allocated to HDFC and ICICI banks. The banks have stated that banking outlets have been opened but unable to update the status in the website. The banks have been advised to take up with DFS technical team for updation of the status at the earliest, as this issue has been pending since a long time and the two banks were advised to do so during the last SLBC meeting also.

Director/IF informed the House that DFS has, in one of the VCs, raised the issue of discrepancy of data regarding uncovered villages between the one maintained/available with DFS and that provided by the State. As per the DFS data, the above 2(two) villages remain uncovered, whereas there are 25 uncovered villages as per data with the State. On the clarification that the discrepancy between the figures of DFS and the State Government is due to the difference in criteria for identification of villages (the one being monitored by the State Government/SLBC is based on population while that of DFS is based on having a Branch/BC, etc. within 5 km distance), DFS had advised that the difference in criteria is creating confusion and hence, the State may look into having the same criteria for monitoring of unbanked villages. The Chairman advised RBI and SLBC Convenor to look into the matter and furnish report to DIF by 30th September, 2022.

(Action: RBI, SLBC Convenor and all allotted Banks)

b) Status of Financial Literacy Camps:

During the year 2021-22, 374 FLCs were conducted. All rural bank branches to conduct 1 FLC each month as per RBI instructions. The FLCs are expected to improve with setting up of 11 Centre for Financial Literacy at Block levels.

(Action: All Banks with rural branch)

c) Performance of Social Security Schemes in Manipur

Director/IF informed the House that the following schemes and their saturation are being monitored at the highest level, both at the Centre and in the State:

- Pradhan Mantri Jeevan Jyoti Yojana (PMJJBY)
- Atal Pension Yojana (APY)

Manoj Kumar
22/09/2022

As per data available/provided to DIF, the saturation in r/o PMJJBY is 16.75% and that of APY is 6.77%. The poor performance under Social Security Schemes was noted with concern and the Chairman emphasized on the need to improve the performance and to strive to achieve full saturation. On the issue being raised that low saturation may be due to setting high number of eligible persons, it was advised that SLBC Convenor may re-examine the number of eligible persons under these schemes and to furnish the data to DIF by 15th September, 2022.

It was further informed that the Office of the Chief Minister, Manipur has sought the status of implementation of the following schemes on the 30th of every month which is to be submitted by the 10th of the following month:

- Pradhan Mantri Jan Dhan Yojana (PMJDY)
- Pradhan Mantri Jeevan Jyoti Yojana (PMJJBY)
- Atal Pension Yojana (APY)
- Pradhan Mantri Suraksha Bima Yojana (PMSBY)
- Pradhan Mantri Mudra Yojana (PMMY)
- Kisan Credit Card (KCC)- Agriculture, Animal Husbandry, Fisheries

The SLBC Convenor was advised to collect the necessary data for the above schemes as on the 30th of the month and to furnish to DIF by the 8th of the succeeding month for onward submission, in the following format:

Sl. No.	Scheme Name	Target for achievement in 2022-23 (should include spill over target of previous years, if any)	Achievement against target in column (iii)	Application received for assistance under the scheme	Application pending for disposal out of column (v)	Reason for pendency of disposal of application in column (vi)
(i)	(ii)	(iii)	(iv)	(v)	(vi)	(vii)

The Chairman also advised all the Administrative Secretaries and Heads of Departments under the State Government to conduct campaigns/drives for enrolment of its contract/adhoc/muster-roll/casual, etc. employees under these social schemes.

(Action: All Departments, SLBC Convenor and all Banks)

Agenda 6: Aspirational District (AD) Programme:

Chandel District has been identified as the Aspirational District in the State. The performance under the various banking parameters were reviewed by the House. The CD ratio is good in the district; however, the performance of the District was far from satisfactory in other parameters, especially the Social Sector schemes. The House advised the LDM to coordinate with the district administration and initiate joint drives to improve the performance.

(Action: DC Chandel/LDM/All Banks)

Handwritten signature and date: 08/09/22

Agenda 7: Opening of Bank Branches in Unbanked Blocks & Unbanked Urban Local Bodies

Opening of bank branches in unbanked blocks and unbanked urban local bodies were reviewed. The Chairman expressed his concern on the delay of opening bank branches and instructed for opening bank branches as under:

7.1 Unbanked Blocks

7.1.1 Chingnai TD Block (Allotted to Banko Baroda): Branch to be opened by December, 2022

7.1.2 Kasom Khullen TD (Allotted to PSB): Branch to be opened by December, 2022

7.1.3 Willong TD (Allotted to Bank of Baroda): The district administration informed that bank representatives are not attending DCC meeting. District administration to take up the matter with concerned bank.

7.1.4 Phaibung Khullen TD (Allotted to UCO): Branch is ready for opening and will be opened within December, 2022.

7.1.5 Purul TD (Allotted to Indian Bank): Branch to be opened by December, 2022.

7.1.6 Paomata TD (Allotted to MSCB): As advised in the last SLBC meeting, MSCB visited the place but could not find any suitable building. The Chairman advised MSCB to take the assistance of the District Administration in identification of a suitable location. DC/Senapati to provide necessary assistance.

7.1.7 T. Waichung TD (Allotted to PSB): Branch to be opened by March 2022.

7.1.8 Henglep TD (Allotted to ICICI): Branch to be opened by March 2022

7.1.9 Sangaikot TD (Allotted to Axis Bank): Branch to be opened by March 2022

7.1.10 Vangai Range TD (Allotted to SBI): Survey conducted and submitted for approval of the bank.

7.2 New Unbanked Blocks

7.2.1 Bokobekra (Allotted to HDFC): Branch to be opened by December, 2022.

7.2.2 Champhai (Allotted to PNB): Work for opening of branch under progress and will be opened by December, 2022

7.2.3 Lhungtin (Allotted to PNB): Branch to be opened by December, 2022.

7.2.4 Bungte Chiru (Allotted to PSB): Branch to be opened by December, 2022

7.2.5 Kangchung Geljang : Branch opened by SBI

7.2.6 Jessami (Allotted to SBI): Bank is taking up with network providers for dual connectivity and will be opened within March, 2022.

7.2.7 Shahanphung (Allotted to Bank of India): Branch to be opened by December, 2022

Handwritten signature and date:
08/09/2022

7.2.8 Khangbarol (Allotted to Canara Bank): Branch to be opened by December, 2022

7.2.9 Mualnuam (Allotted to Axis Bank): Branch to be opened by December, 2022

7.2.10 Kangvai (Allotted to ICICI): Branch to be opened by December, 2022

7.2.11 Suangdoh (Allotted to PNB): Branch to be opened by March, 2023

7.2.12 Haochong (Allotted to HDFC): Branch will be opened by October, 2022.

7.3 Municipal Councils

7.3.1 Sugnu MC: Branch opened by SBI

7.3.2 Lamlai MC: Branch opened by MRB

7.3.3 Kakching Khunou MC (Allotted to Canara Bank): Branch to be opened by March 2023

7.3.4 Kwakta MC: (Allotted Bank of Maharashtra): Branch to be opened by December, 2022

7.3.5 Shikhong Sekmai MC (Allotted to Indusind Bank): The district administration informed that the bank has not turned up for DCC meetings and status could not be ascertained. The Chairman advised the district administration to take up the matter strongly with the allotted bank.

7.4 Nagar Panchayat

7.4.1 Samurou NP (Allotted to Union Bank of India): The Bank is taking up with their Head Office for approval for opening of branch.

7.4.2 Thongkhong Laxmi NP (Allotted to PNB): Branch will be opened by December, 2022

7.4.3 Lilong NP (Allotted to PNB): Branch will be opened by December, 2022

7.4.4 Andro NP (Allotted to Canara Bank): Branch to be opened December, 2022

7.4.5 Lamshang NP (Allotted to Indian Bank): Branch will be opened by September, 2022

7.4.6 Oinam NP (Allotted to Bank of India): Branch has been opened.

8. Agenda 8: 100% Digitalization of Kakching and Noney District.

100% digitalization for the District of Kakching and Noney District has been achieved.

The Chairman advised SLBC Convenor to identify another District for 100% Digitalization in consultation with RBI.

(Action: SLBC Convenor and RBI)

Agenda 9:

(a) Loans under Government Sponsored Schemes

The House reviewed the performance of Government sponsored schemes under PMEGP, PMMY, DAY- NULM, DAY-NRLM, SHG and PM SVANidhi.

Sumay
08/09/2022

The Chairman instructed the Nodal Agencies to review the performance under the various GSS and conduct periodic review meeting with the implementing banks so that the coordination is improved amongst the stake holders for efficient implementation of the schemes.

(Action: All implementing Banks/Agencies)

(b) ACP Target for FY 2022-2023

Sl No	Bank Name	ACP Achievement in FY 2021-2022 (Amount)	ACP for FY 2022-23 (Amount)	%age of FY 2022-23 Target over FY 2021-22 achievement
1	BOB	12648.06	8703	(-)31
2	BOI	4498.63	3071.2	(-)32
3	BOM	1279	1455	14
4	CAN	4611.65	4804.8	4
5	CBI	3327.13	4718.15	42
6	IND	5038.36	4124.5	(-)18
7	IOB	1379.69	2559.5	86
8	PNB	5845.7	14917.01	155
9	PSB	912.94	2886	216
10	SBI	49697.46	39107.63	(-)21
11	UCO	5017.24	6471.8	29
12	UNI	221.41	1633.22	638
Pub	Total	94477.27	94451.81	0
1	AXIS	7062.4	9423.3	33
2	BAND	354.18	1789	405
3	HDFC	4889.96	6709.3	37
4	ICICI	9869.55	6167	(-)38
5	IDBI	1628.82	2228	37
6	INDUS	215.26	1322	514
7	NESFB	869.26	1710	97
8	YES	120	1317	998
Priv	Total	25009.43	30665.6	23
1	MRB	9277.13	8737.5	(-)6
RRB	Total	9277.13	8737.5	(-)6
1	MSCB	4349.34	5539.25	27
	Grand Total	133113.17	139394.16	5

The House observed that The ACP target for this year has been reduced compared to last year in respect of some of the banks. It was decided that the targets be maintained atleast at last year's level wherever they have been reduced. Where it is the same or has increased, it was approved by the House.

(c) DAY-NULM Target for FY 2022-23

Sl. No	Name of Bank	No. of Brs	SEP		Ratio per Brs
			Assistance under SEP (I&G)	SHGs Bank Linkage	
1	Axis Bank	11	8	5	5.16
2	Bandhan Bank	9	6	4	4.23
3	Bank of Baroda	16	12	7	7.51
4	Bank of India	4	3	2	1.88
5	Bank of Maharashtra	1	1	1	0.47
6	Canara Bank	6	4	3	2.82

Summa ✓
08/09/2022

7	Central Bank of India	8	6	4	3.76
8	HDFC	9	6	4	4.23
9	ICICI Bank	9	6	4	4.23
10	IDBI	2	1	1	0.94
11	Indian Bank	5	3	2	2.35
12	IndusInd	2	1	1	0.94
13	Indian Overseas Bank	3	1	1	1.41
14	Punjab National Bank	23	18	11	10.80
15	Punjab & Sind Bank	5	3	2	2.35
16	State Bank of India	46	33	21	21.60
17	UCO	11	8	5	5.16
18	MRB	26	18	12	12.21
19	MSCB	12	9	5	5.63
20	Union	1	1	1	0.47
21	Yes	1	1	1	0.47
22	NESFB	3	1	1	1.41
	TOTAL	213	150	100	100

The Day-NULM programme is ending in September, 2022 and the Target upto September, 2022 was approved by the House.

(d) PMEGP Target for FY 2022-23

SI No	Name of Bank	No. of Branches	KVIC		KVIB		DIC Rural		DIC Urban		Total Target	
			No.	Margin	No.	Margin	No.	Margin	No.	Margin	No.	Margin
1	INDIAN(e-ALB)	4	12	37.80	12	37.80	7	22.05	6	18.90	37	116.55
2	Axis Bank	11	44	138.60	42	132.30	20	63.00	17	53.55	123	387.45
3	Bandhan Bank	6	18	56.70	19	59.85	7	22.05	6	18.90	50	157.50
4	Bank of Baroda	11	25	78.75	22	69.30	26	81.90	28	88.20	101	318.15
5	Bank of India	4	19	59.85	18	56.70	11	34.65	14	44.10	62	195.30
6	Bank of Maharashtra	1	3	9.45	3	9.45	2	6.30	2	6.30	10	31.50
7	Canara Bank	5	19	59.85	20	63.00	11	34.65	13	40.95	63	198.45
8	Central Bank of India	8	35	110.25	34	107.10	20	63.00	18	56.70	107	337.05
9	Dena	0		0.00		0.00		0.00		0.00	0	0.00
10	HDFC	10	48	151.20	48	151.20	20	63.00	15	47.25	131	412.65
11	ICICI Bank	9	39	122.85	38	119.70	18	56.70	15	47.25	110	346.50
12	IDBI	2	7	22.05	6	18.90	4	12.60	4	12.60	21	66.15
13	Indian Bank	1	2	6.30	3	9.45	2	6.30	2	6.30	9	28.35
14	IndusInd	3	9	28.35	10	31.50	4	12.60	5	15.75	28	88.20
15	Indian Overseas Bank	3	9	28.35	11	34.65	7	22.05	7	22.05	34	107.10
16	Punjab National Bank	5	20	63.00	21	66.15	10	31.50	11	34.65	62	195.30
17	Punjab & Sind Bank	5	20	63.00	20	63.00	11	34.65	11	34.65	62	195.30

Summary
20/09/2022

18	State Bank of India	50	169	532.35	174	548.10	110	346.50	106	333.90	559	1760.85
19	United Bank of India	18	78	245.70	77	242.55	41	129.15	39	122.85	235	740.25
20	UCO	14	61	192.15	59	185.85	38	119.70	38	119.70	196	617.40
21	CAN (e-SYNB)	1	3	9.45	2	6.30	1	3.15	0	0.00	6	18.90
22	BOB (e-VijB)	5	19	59.85	16	50.40	5	15.75	6	18.90	46	144.90
23	Union	1	2	6.30	2	6.30	1	3.15	1	3.15	6	18.90
24	Yes	1	2	6.30	2	6.30	0	0.00	0	0.00	4	12.60
25	NESFB	3	6	18.90	6	18.90	6	18.90	6	18.90	24	75.60
	TOTAL	181	666	2097.90	662	2085.30	380	1197.00	370	1165.50	2078	6545.70

The PMEFG Targets bank-wise and district-wise was also approved by the House.

The Chairman advised the SLBC Convenor to share the targets for all schemes with the concerned Departments by 15th September, 2022 so that there is ample time to achieve the targets.

Agenda 10: Recovery Act of Manipur 2003 – Bakijai cases how to implement in Manipur

Director/IF informed that Legal Expert has been engaged for assistance in preparation of the Rules, and it is expected to be completed soon.

Agenda 11: CLSS component of PMAY (U)

The House was informed that the number of applications were very less under this scheme. The Chairman advised MAHUD Department to launch special campaigns for awareness of the scheme and to encourage more people to avail the benefits under the scheme.

(Action: Commissioner/MAHUD and Director/MAHUD)

Agenda 12: SRLM pending claims

State Bank of India informed the House that an amount of Rs. 55.54 Lakhs pertaining to reimbursement of training expenses to RSETI Churachandpur is pending for a long period.

The Chairman advised SMD/MSRLM to pursue the matter as this is a long pending matter.

(Action: MSRLM)

Agenda 13: Miscellaneous Agenda

- a) **Report of the Internal Working Committee on Agricultural Credit:** In the last SLBC Meeting, it was decided that this may be taken up as a regular Agenda item in future meetings of the SLBC Sub-Committee on Credit Disbursement. All concerned departments were advised to submit the required reports within 15 days of the end of the quarter to the DIF. However, no information has been furnished by the concerned departments inspite of reminders. The concerned departments were advised to furnish the comments/information regularly to DIF for onward submission to RBI.

(Action: Revenue, Agriculture, Finance Resources Departments)

Summary
09/09/2022

b) Kisan Credit Card

Director/IF informed that the KCC is included in the list of schemes being monitored at the highest level. The performance in KCC (Animal Husbandry) is satisfactory; however, the performance in KCC (Agriculture) and KCC(Fisheries) is very poor and is cause for concern.

DC/Thoubal highlighted the poor performance of the banks in providing KCC loans to the farmers of the District. It was submitted that the rejection rate was as high as 97% in KCC (Animal Husbandry) and 92% in KCC(Fisheries) by SBI/Thoubal and these were being rejected on flimsy grounds which are not acceptable. The House noted this with serious concern and advised AGM/SBI to issue appropriate instructions to all its branches to not reject applications on flimsy grounds. Further, all rejected applications may be reviewed within September, 2022 and wherever, errors can be corrected, the banks may re-consider the applications and sanction the loans accordingly.

All the Deputy Commissioners were also advised to organize KCC camps in collaboration with the banks present in their respective districts.

(Action: All Deputy Commissioners, SLBC Convenor and all Banks)

The meeting ended with thanks to the Chair.


(Dr. Rajesh Kumar)
Chief Secretary
Government of Manipur

ANNEXURE -A

LIST OF INVITEES PRESENT IN THE 70TH SLBC MEETING FOR THE QUARTER ENDED MARCH, 2022, AT THE CONFERENCE HALL OF MANIPUR, SECRETARIAT.			
A. State & Central Govt. Officials			
SL. NO	NAME OF PARTICIPANT	OFFICER & DESIGNATION	CONTACT NO
1	Dr. Rajesh Kumar, IAS	Chief Secretary, Manipur	NA
2	P. Doungel, IPS	Director General of Police	NA
3	M.H.Khan, IAS	Additional Chief Secretary	NA
4	Rajesh Agrawal, IAS	Principial Secretary, Home & Power	NA
5	P.K. Jha, IAS	Commissioner, TCI	Na
6	T. Ranjit Singh, IAS	Commissioner, Work/WRD	8416093887
7	M.Joy singh, IAS	Commisioner, MAHUD/Agri	8974452923
8	Hgyan Prakash, IAS	Commissioner, Education (S)	9436021371
9	Anna Arambam, IAS	Director, Institutional Finance	Na
10	H. Rosita, IAS	Secreatary, Fishary	9436894348
11	Maichael Achom	Secretary, Vety	8399882392
12	Kh. Daina, IAS	DC, Imphal East	7017205581
13	L. Bikram, IAS	DC, Bishnupur	9612652936
14	Somorjit Salam, IAS	DC, Kakching	9856155451
15	R. Rang Peter, IAS	DC Kamjong	9612038127
16	A. Subhash Singh, IAS	DC, Thoubal	9862277899
17	Pawam Yadav, IAS	DC, Tamenglong	7085989298
18	Krishna Kumar, IAS	DC, Ukhrul	9452316900
19	Malesh Choudhori, IAS	DC, Senapati	8415067710
20	Sharath Chandra Arroju, IAS	DC, Churachandpur	9071609348
21	Th. Kirankumar, IAS	DC, imphal West	9612669563
22	Mannuamching, IAS	DC, Tengnoupal	9862159042
23	Kangoo Zuringla, IAS	DC, Kangpokpi	8132048126
24	H. Guite	DC, Noney	9649134668
25	H. Balkrishna Singh	Director/PR/Fishery	9612911923
26	Y. Robita	Director, TCI	NA
27	G. Robert Sharma	JD, DIT	8415921849
28	Mohd. Yasser Khan	JD, MAHUD	8974642496
29	KH. Monorama	Dy. Director, Horti/SC	7005013369
30	L. Jogendro	AD/IF	9774373128
31	U. Supriya Devi	Agri/Officer	7005174118
32	Raja Bardhan	SMM, MUDA	9774579751
33	KH. Bobby Singh	Coo Skills, Manipur SRLM	8794708088
34	N. Bandana	SMD/MSRLM	NA
35	L. Meena Devi	Imformatic Officer/IT	7085055190
36	D.R. Lama	KVIC	9455277775
37	Th. Ebomcha Singh	KVIB	8798010022
38	P. Panmei	Addl. Director, Agri	8994566941
39	Dr. Kh. Mrimalini Devi	Spl. (Cattle) Vety & AH	7005340170
40	MD. Gayasuddin Khan	Manager, MSPDCL	7085132589
B. RBI & NABARD			
SL. NO	NAME OF PARTICIPANT	OFFICER & DESIGNATION	CONTACT NO
1	T Lhungdim	DGM, RBI	
2	T. Zou	Manager, RBI	7002940662
3	N. Guite	GM, NABARD	
C. COMMERCIAL BANKs, RRBs, CO-OPERATIVE BANKs, OTHER FINANCIAL PUBLIC SECTOR			

INSTITUTION'S OFFICIALS			
SL. NO	NAME OF PARTICIPANT	OFFICER & DESIGNATION	CONTACT NO
1	S.S. Aimol	Dy. Circle Head, PNB	8414829417
2	Abhay Kumar	Chairman, MRB	8171997878
3	N. Timothy	Chief Manager, UCO Bank	7085795614
4	Raju Das	AGM, Zonal Head, UCO Bank	8011106921
5	L. Angouba Singh	DGM, MSCB	9863314061
6	O. Shyamananda Singh	AGM, MSCB	9863171187
7	Roushan kumar	CM, CBI	7766042142
8	W.K.Mashangva	SM, Indian Bank	7872252230
9	H. Soraren	SM, Axis Bank	9856091376
10	P. Indrakumar Singh	BH, Axis Bank	7005492313
11	P.Nareshkumar	Manager (Adv) MRB	8794627025
12	I. Dinachandra	BM, Union Bank	8837369089
13	Y. Radheshayam Singh	Manager, PSB	9612001510
14	G. Surjamani Sharama	PSB	7005432853
15	W. Birendra Singh	LDM, PNB, Ukhrul, Jiri, Tamenglong	7085095792
16	Y. Ibochou Singh	LDM, PNB, Imphal East, Bishnupur	7005270481
17	S. Luirei	BM,BOB	9357334144
18	Cleopatra Ng	BOB	8132815916
19	Gideon Maram	BM, NESFB	9612914329
20	Dinesh Kumar W	Manager, IOB	9563180987
21	Yumnam Bisheshwor	Senior Manager, IPPB	8794722837
22	Y. Santanu Singh	Yes Bank	8794723136
23	Thangzakhup Gangte	Manager, BOI	7005292764
24	ST Kishore	BM, Bandhan Bank	8837403934
25	Abhay Kumar	Bandhan Bank	9954092779
26	K.S.J. Gongte	CH, ICICI Bank	8730002512
27	Annie chawang	IDBI Bank	9774388346
28	G Ching Hoih Niang	BM, BOM	9833348031
29	Ng. Tennyson Singh	Indusind Bank	9366968895
30	Sapam Pheshan Singh	Canara Bank	9615117276
31	H. Birla	Canara Bank	8787639764
32	Digauta Das	Ch, HDFC Bank	9706011079
33	Ng. Gopeshwor Singh	AVP, HDFC Bank	8974805384
D. CONVENOR BANK OFFICERS			
1	Hepuni Bismarck	Convenor, SLBC	9402478524
2	L.S. Peter Mao	CM, Lead Bank Office, Senapati	8374846287
3	H. Kipgen	CM, Lead Bank Office, Kangpokpi	9051610858
4	A. Altias	CM, LBO, Kakching and Chandel	9436280829
5	Thuamza Tunglut	Manager, LBO, Thoubal	9862899675
6	L. Gopal Singh	LDM Churachandpur	8399914002
7	H.H. Poumai	LDM, Imphal West	8794731771
8	Th. Rameshor Singh	LBO, Imphal	9862222382